

TWYNEO® (MICROENCAPSULATED BENZOYL PEROXIDE 3%, TRETINOIN 0.1%) PHASE 3 EFFICACY AND SAFETY: RESULTS FROM TWO RANDOMIZED CONTROLLED CLINICAL TRIALS

Del Rosso, J¹, Sugarman, J², Levy-Hacham, O³, Mizrahi, R³

1. JDR Research, Las Vegas, NV. 2. University of California - San Francisco, San Francisco, CA. 3. Sol-Gel Technologies Ltd, Ness Ziona, Israel

INTRODUCTION

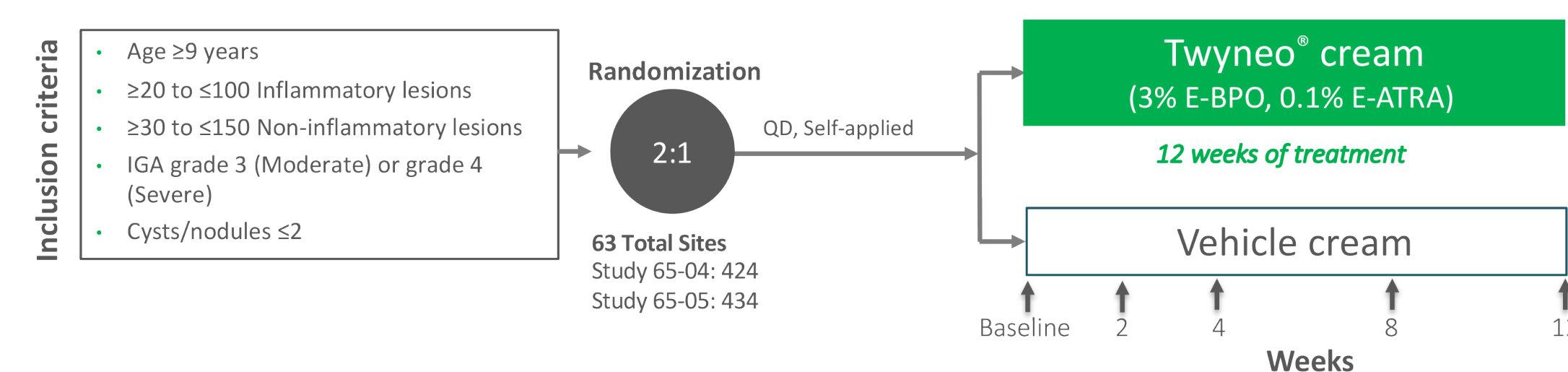
- Benzoyl peroxide (BPO) is recommended for treatment of acne of all severities.¹ It is bactericidal against *C. acnes* on the skin and within hair follicles with no risk for development of resistance,^{1,2} and it also has sebostatic and keratolytic effects.³
- BPO is widely used as a single agent in many different vehicles,⁴ and in combination with other medications.^{3,5} Multiple analyses have indicated that the efficacy of BPO is enhanced when used in combination with topical retinoids, such as tretinoin.^{6,7} However, BPO causes degradation of tretinoin, reducing its effectiveness.⁸
- BPO and tretinoin can also result in significant skin irritation when applied to the face of patients with acne,^{9,10} and there is some evidence suggesting that their irritative effects may be additive.¹¹
- Twyneo® is an investigational, antibiotic-free, fixed-dose combination of microencapsulated tretinoin 0.1% and microencapsulated BPO 3% cream. The use of Sol-Gel's microencapsulation technology platform provides a stable combination of BPO and tretinoin, extending drug delivery time, and reducing potential irritation caused by direct application of the drugs to the skin.

METHODS

Design

- Two multicenter, randomized, double-blind, parallel-group vehicle-controlled trials (SGT-65-04 and SGT-65-05) carried out at 63 sites across the United States (Figure 1).

Figure 1. Study design



E-ATRA=microencapsulated tretinoin; E-BPO=microencapsulated benzoyl peroxide; IGA=Investigator's Global Assessment; QD=once daily

Endpoints

Co-Primary Efficacy Endpoints

- Proportion of patients who achieved a two-grade reduction from baseline and grade 0 (Clear) or grade 1 (Almost Clear) at Week 12 on a 5-point IGA scale.
- Absolute change in inflammatory lesion counts from baseline at Week 12.
- Absolute change in non-inflammatory lesion counts from baseline at Week 12.

Safety Endpoints

- Safety was assessed through cutaneous safety assessment, local tolerability assessment, adverse event (AE) reporting, physical examination, and vital signs.

Data Analysis

- All efficacy analyses were carried out using the intent-to-treat population. Safety analyses were carried out using the safety population.

ACKNOWLEDGMENTS

The authors wish to recognize the essential contributions of Tom Prunty, CMPP, and Bob Rhoades, PhD, of AraMed Strategies for their assistance with scientific analysis and editorial support. The support of AraMed Strategies and this study were funded by Sol-Gel Technologies, Ltd

REFERENCES

- Zaenglein AL, et al. *J Am Acad Dermatol*. 2016;74:945-973 e933; 2. Walsh TR, et al. *Lancet Infect Dis*. 2016;16:e233-33; 3. Martin T, Goodman MB. 2019. Available from <http://www.ncbi.nlm.nih.gov/books/NBK537220/>; 4. Kawashima M, et al. *J Dermatol*. 2017;44:1212-1218; 5. Kircik LH. *J Drugs Dermatol*. 2013;12:s73-76; 6. Sagaransky M, et al. *Expert Opin Pharmacother*. 2009;10:2555-2562; 7. Fakhouri T, et al. *J Drugs Dermatol*. 2009;8:657-661; 8. Martin B, et al. *Br J Dermatol*. 1998;139 (Suppl 52):8-11; 9. Patel VB, et al. *Drug Dev Ind Pharm*. 2001;27:863-869; 10. Quigley JW, Bucks DA. *J Am Acad Dermatol*. 1998;38:55-10; 11. Brand B, et al. *J Am Acad Dermatol*. 2003;49 (3 Suppl):S227-232

RESULTS

Patients

- In Study 65-04, 281 patients were randomized to Twynéo® and 143 to Vehicle; 249 (88.6%) and 131 (91.6%) completed the trial. In Study 65-05, 290 patients were randomized to Twynéo® and 144 to Vehicle; 242 (83.4%) and 131 (91.6%) completed the trial. Baseline patient characteristics were balanced across groups in both trials (Table 1).

Table 1. Baseline patient characteristics

	Study 65-04		Study 65-05	
	Twynéo® (n=281)	Vehicle (n=143)	Twynéo® (n=290)	Vehicle (n=144)
Number of sites	32		31	
Age, years				
Mean (SD)	20.9 (8.48)	21.4 (8.62)	20.1 (6.96)	20.3 (6.67)
Median (range)	18.0 (11-67)	18.0 (10-57)	18.0 (10-51)	18.5 (9-42)
Sex, n (%)				
Male	106 (37.7%)	60 (42.0%)	117 (40.3%)	67 (46.5%)
Female	175 (62.3%)	83 (58.0%)	173 (59.7%)	77 (53.5%)
Ethnicity, n (%)				
Hispanic/Latino	102 (36.3%)	44 (30.8%)	85 (29.3%)	56 (38.9%)
Not Hispanic or Latino	178 (63.3%)	98 (68.5%)	204 (70.3%)	87 (60.4%)
Unknown/Not Reported	1 (0.4%)	1 (0.7%)	1 (0.3%)	1 (0.7%)
IGA severity				
Moderate	251 (89.3%)	132 (92.3%)	262 (90.3%)	133 (93.0%)
Severe	30 (10.7%)	11 (7.7%)	28 (9.7%)	10 (7.0%)
Inflammatory lesion count				
Mean (SD)	33.5 (14.62)	33.5 (14.69)	28.2 (8.70)	27.5 (8.52)
Median (range)	28.0 (20-92)	28.0 (20-90)	25.0 (20-62)	25 (20-75)
Non-inflammatory lesion count				
Mean (SD)	48.6 (20.24)	47.1 (19.97)	44.6 (18.03)	44.9 (18.82)
Median (range)	42.0 (30-148)	41.0 (30-140)	39.0 (23-149)	38.0 (30-123)

Efficacy

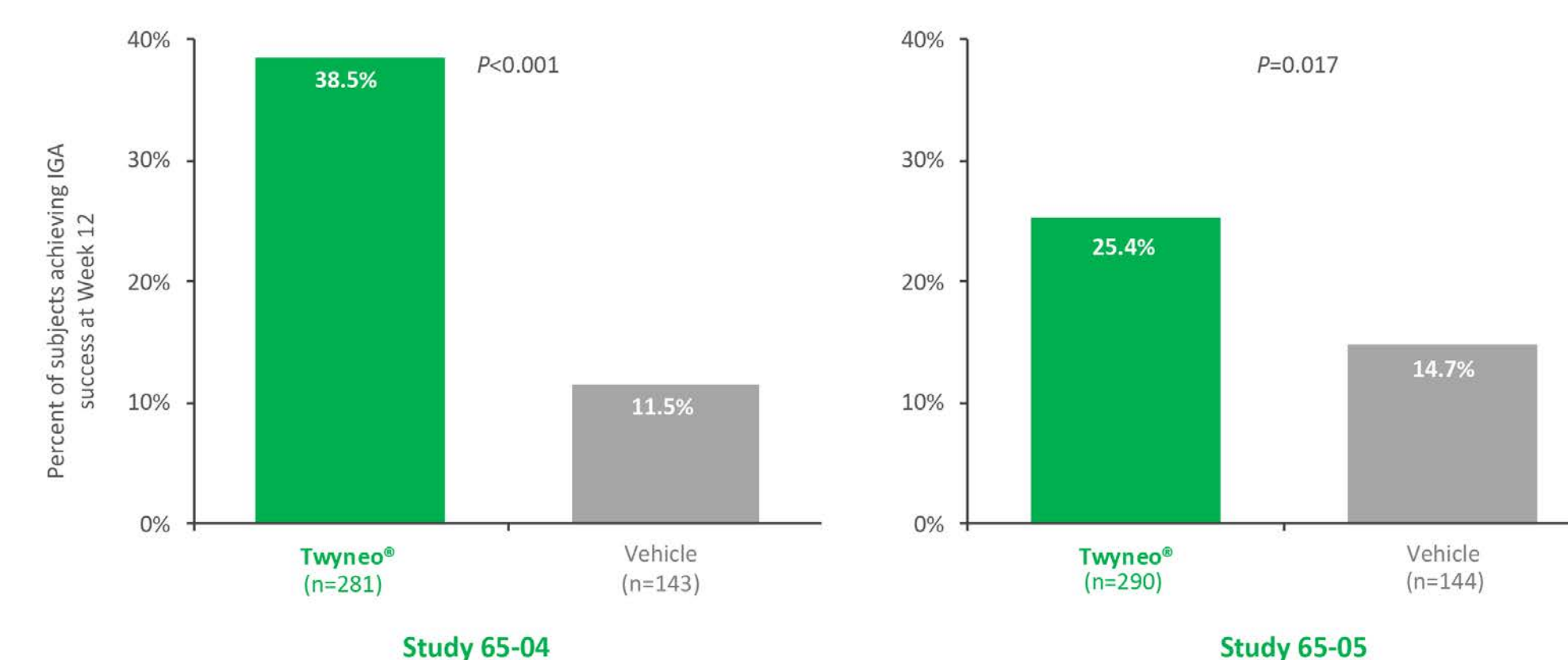
IGA

- In each of the two trials, Twynéo® was significantly superior to Vehicle for the percentage of patients achieving IGA success (Figures 2 and 3).

Figure 2. Improvement in IGA and reduction in lesion count with Twynéo®



Figure 3. IGA success with Twynéo®



Lesions

- Results from both trials indicated that Twynéo® was significantly superior to Vehicle for decreasing the number of inflammatory lesions (Figure 4) and non-inflammatory lesions (Figure 5) from baseline at week 12.

Figure 4. Reduction in inflammatory lesions with Twynéo®

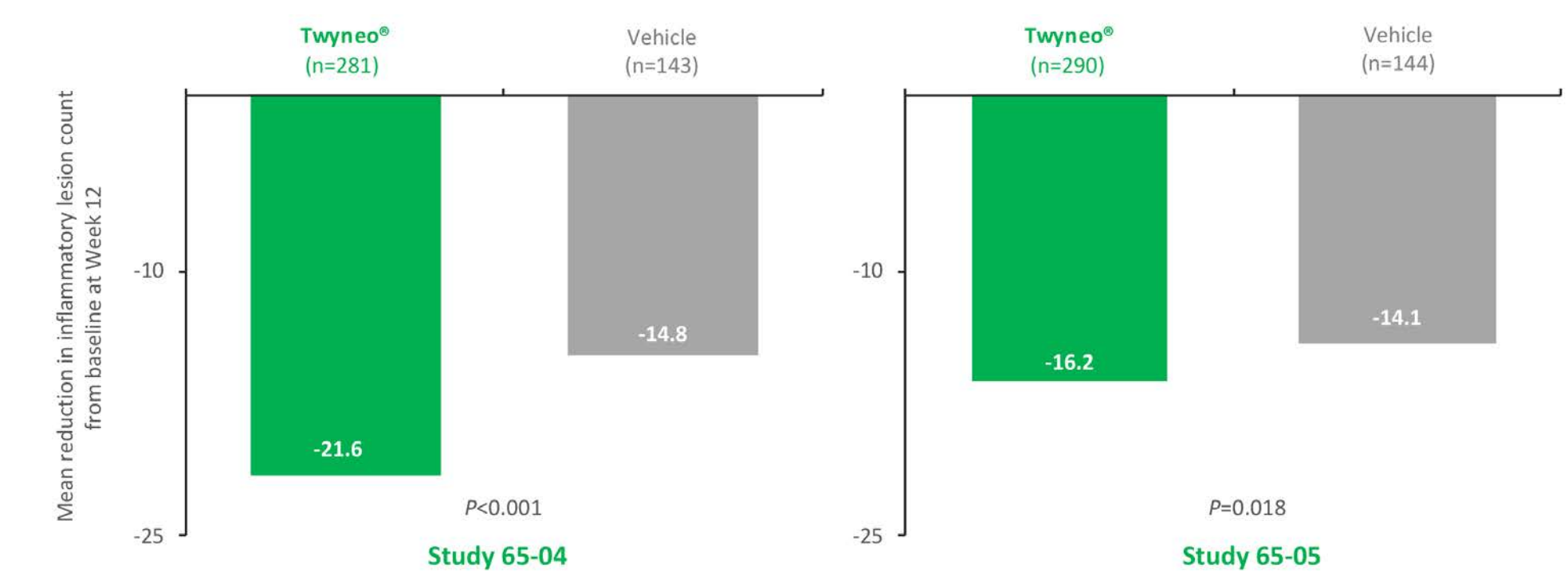
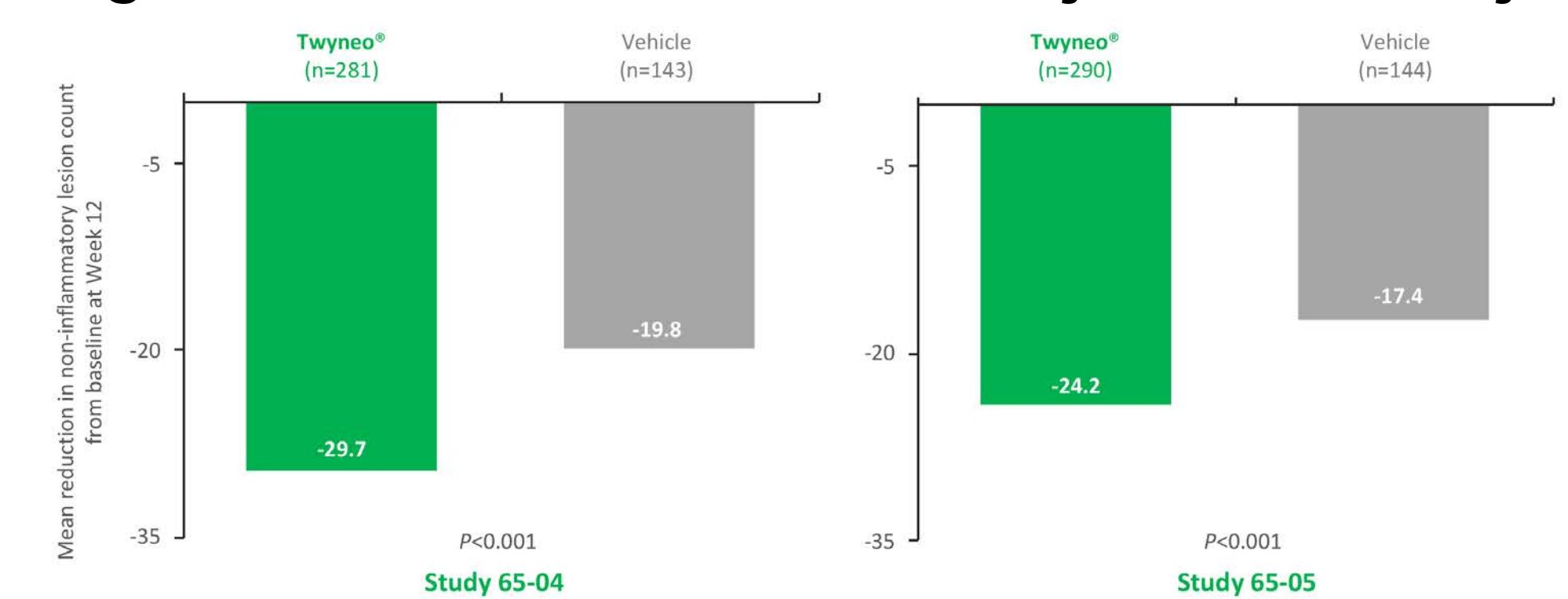


Figure 5. Reduction in non-inflammatory lesions with Twynéo®



Safety

- Nearly all AEs were mild or moderate in severity.
- A total of 18 subjects discontinued from Studies 65-04 and 65-05 due to a treatment-emergent AE: 18 (2%) in Twynéo® and 0 in Vehicle.
- No treatment-related serious AEs (SAEs) were identified in either study.
- 2 subjects reported SAEs in Study 65-05; (1) Twynéo® subject reported depression.
- Prospective evaluations indicated very good skin tolerability for Twynéo® (Table 2).

Table 2. Skin tolerability for Twynéo® and Vehicle

Study	Twynéo® (n=274) %				Vehicle (n=139) %			
	None	Mild	Moderate	Severe	None	Mild	Moderate	Severe
Study 65-04								
Erythema	62.0%	33.2%	4.4%	0.4%	65.9%	25.8%	8.3%	0
Scaling	78.8%	19.6%	1.6%	0	83.3%	15.9%	0.8%	0
Pigmentation	61.6%	32.8%	4.8%	0.8%	67.4%	27.3%	5.3%	0
Dryness	71.2%	22.0%	6.0%	0.8%	78.0%	18.9%	3.0%	0
Itching	86.0%	12.8%	1.2%	0	89.4%	7.6%	3.0%	0
Burning	92.4%	6.0%	1.6%	0	95.5%	3.8%	0.8%	0
Stinging	92.4%	7.2%	0.4%	0	94.7%	3.8%	1.5%	0
Study 65-05								
Erythema	57.8%	32.8%	9.4%	0	64.4%	28.0%	7.6%	0
Scaling	83.2%	13.1%	3.7%	0	89.4%	9.8%	0.8%	0
Pigmentation	70.5%	21.7%	7.8%	0	70.5%	25.8%	3.8%	0
Dryness	73.0%	22.5%	4.5%	0	84.1%	14.4%	1.5%	0
Itching	88.1%	9.4%	2.5%	0	87.9%	9.8%	2.3%	0
Burning	91.4%	5.7%	2.9%	0	96.2%	3.0%	0.8%	0
Stinging	96.7%	3.3%	0.0%	0	99.2%	0.0%	0.8%	0

CONCLUSIONS

Twynéo® successfully met all primary efficacy endpoints demonstrating statistically significant improvements over Vehicle. There were no treatment-related SAEs. Twynéo® was well tolerated, with results similar to Vehicle at 12 weeks.