



NASDAQ: SLGL

FORWARD-LOOKING STATEMENTS

This presentation contains forward-looking statements within the meaning of the Private Securities Litigation Reform Act of 1995. All statements other than statements of historical facts are forward-looking statements. In some cases, you can identify forward-looking statements by terms such as “may,” “will,” “should,” “expect,” “plan,” “anticipate,” “could,” “future,” “outlook,” “intend,” “target,” “project,” “contemplate,” “believe,” “estimate,” “predict,” “potential,” “continue,” or the negative of these terms or other similar expressions, although not all forward-looking statements contain these words. The forward-looking statements in this presentation relate to, among other things, statements regarding the commencement of our planned bioequivalence study for a generic product candidate, our expected date to report top-line data from our pivotal Phase III clinical program for TWIN, our anticipated NDA submission dates for EPSOLAY and TWIN, and estimated sales of our product candidates. These statements are neither promises nor guarantees, but involve known and unknown risks, uncertainties, and other important factors that may cause our actual results, performance, or achievements to be materially different from any future results, performance, or achievements expressed or implied by the forward-looking statement, including but not limited to the following: the fact that we have and expect to continue to incur significant losses; our need for additional funding, which may not be available; our ability to complete the development of our product candidates; our ability to obtain and maintain regulatory approvals for our product candidates in our target markets and the possibility of adverse regulatory or legal actions relating to our product candidates even if regulatory approval is obtained; our ability to commercialize our product candidates; our ability to obtain and maintain adequate protection of our intellectual property; our ability to manufacture our product candidates in commercial quantities, at an adequate quality or at an acceptable cost; our ability to establish adequate sales, marketing, and distribution channels; acceptance of our product candidates by healthcare professionals and patients; the possibility that we may face third-party claims of intellectual property infringement; the timing and results of clinical trials that we may conduct or that our competitors and others may conduct relating to our or their products; intense competition in our industry, with competitors having substantially greater financial, technological, research and development, regulatory and clinical, manufacturing, marketing, and sales, distribution and personnel resources than we do; potential product liability claims; potential adverse federal, state, and local government regulation in the United States, Europe, or Israel; and loss or retirement of key executives and research scientists. These and other important factors discussed in the Company’s Annual Report on Form 20-F filed with the Securities and Exchange Commission (“SEC”) on March 21, 2019, and our other reports filed with the SEC could cause actual results to differ materially from those indicated by the forward-looking statements made in this presentation. Any such forward-looking statements represent management’s estimates as of the date of this presentation. While we may elect to update such forward-looking statements at some point in the future, unless required by applicable law, we disclaim any obligation to do so, even if subsequent events cause our views to change. Thus, one should not assume that our silence over time means that actual events are bearing out as expressed or implied in such forward-looking statements. These forward-looking statements should not be relied upon as representing our views as of any date subsequent to the date of this presentation.

This presentation contains trademarks, trade names, and service marks of other companies, which are the property of their respective owners. We do not intend our use or display of other parties’ trademarks, trade names, or service marks to imply, and such use or display should not be construed to imply, a relationship with, or endorsement or sponsorship of us by, these other parties.

THREE-FOLD STRATEGY



- Successfully commercialize best-in-class dermatology brands in acne and rosacea, and maintain a leadership position in these indications
- Identify targeted opportunities in other areas of high unmet need where we can bring innovation and exceed current standard-of-care treatments
- Leverage our capabilities to generate significant non-dilutive funding

NOVEL DELIVERY SYSTEM FOR BEST-IN-CLASS TOPICAL DRUGS

1

Proprietary silica-based microencapsulation topical delivery platform for dermatology indications

2

Positive phase III results from EPSOLAY® clinical trial in papulopustular rosacea in July 2019

NDA submission anticipated in 1H/2020

3

Positive phase III results from TWYNEO® in acne vulgaris in December 2019

NDA submission anticipated in 2H/2020

4

Completed follow-on offering of \$11.5 million in August 2019

Successfully raised \$86.3 million in IPO in February 2018

5


Non-dilutive revenues of \$18.8 million from generic pipeline in the first 9 months

6

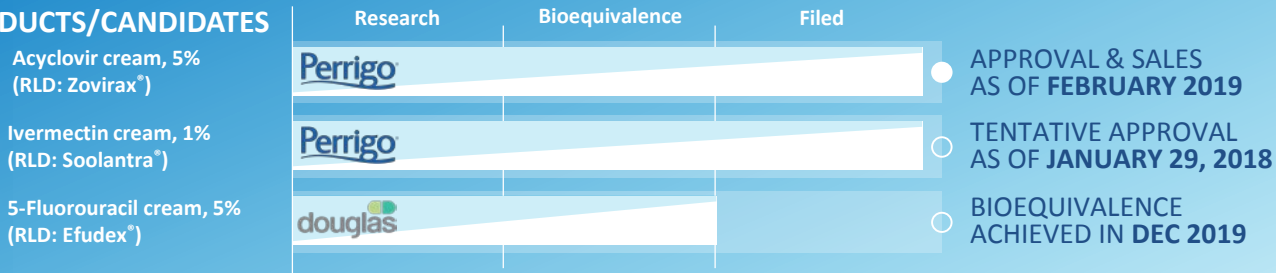
Seasoned management team with proven track record and broad dermatologic experience

PIPELINES & UPCOMING MILESTONES

BRANDED CANDIDATES



GENERIC PRODUCTS/CANDIDATES



FOUNDATION FOR BRANDED PRODUCT PIPELINE

1 WHY SILICA?

- FDA approved for topical use
- Proprietary process produces high encapsulation efficiency
- Physical properties of silica shell tuned to modify release of active ingredient
- Smooth, no-grit feel for user
- Strong IP protection to 2032 (EPSOLAY®) and 2038 (TWYNEO®)

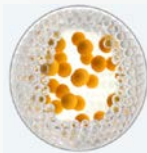
2 SOL-GEL PROCESS



Silica monomers and drug substance are emulsified together



Silica monomers migrate to the oil/water interface in a well-controlled process



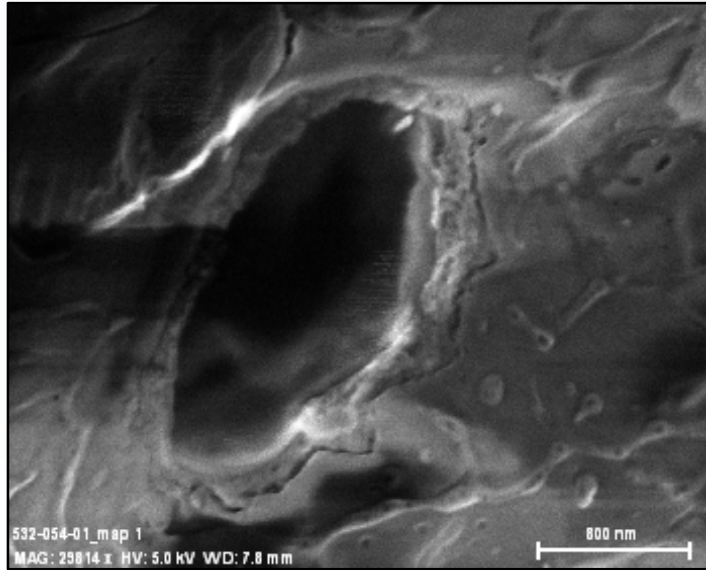
A silica shell, microcapsule is formed

3 POTENTIAL BENEFITS

- Barrier between entrapped API and skin may reduce irritation and improve compliance
- APIs stabilized via microencapsulation, allowing for novel combinations
- Hurdle for generics to demonstrate similar release profile
- If approved, will be first core-shell encapsulation system for topical dermatology products

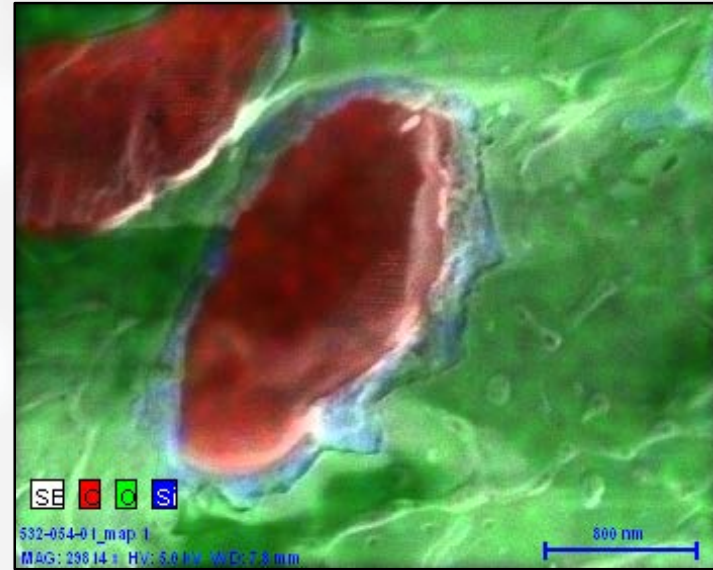
CONTROLLED RELEASE IMPROVES TOLERABILITY

Encapsulated Benzoyl Peroxide (E-BPO)



CRYO-SEM PICTURE

Silica shell wraps BPO crystals and serves as a barrier between BPO crystals and skin, leading to less irritation



ENERGY-DISPERSIVE X-RAY SPECTROSCOPY MAPPING

Skin lipids migrate through the silica shell to promote solubilization of BPO.
Dissolved BPO then migrates to skin's sebaceous follicles

INTELLECTUAL PROPERTY ESTATE

Our intellectual property is protected through a series of patent families, describing and claiming our proprietary processes, formulations, and methods of use

Patents and Trademarks				IP Protection for Our Branded Products (US)	
		# of Patents Related to Company Products		Product/Indication	IP, Expiry
US Patents	Granted/Allowed	5		EPSOLAY® subtype II rosacea	Granted 2032 Pending 2040
	Pending	15			
Foreign Patents	Granted/Allowed	34		TWYNEO® acne vulgaris	Granted 2038 Pending 2040
	Pending	11			
Trademarks	Registered/Allowed	4 in US, IL, CA, EP	EPSOLAY®		
	Registered/Allowed	5 in US, CA, EP, IL	TWYNEO®		

ACNE VULGARIS

Multifactorial disease requiring powerful combination treatments

What is
acne vulgaris?

A multifactorial disease of the pilosebaceous unit, involving abnormalities in sebum production, follicular epithelial desquamation, bacterial proliferation, and inflammation

How is it treated?

Topical BPO, retinoids, antibiotics, and their combinations; isotretinoin and antibiotics are mainstays of systemic therapy

What are the current
treatment shortfalls?

Insufficient efficacy negatively affects self-esteem; contributes to antibiotic resistance; systemic side effects

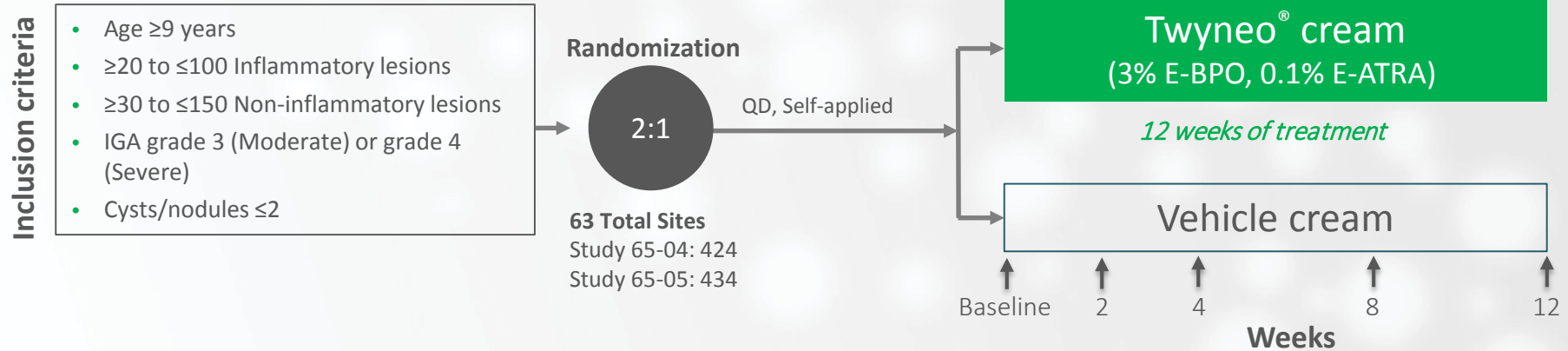
Our solution: **TWYNEO®**
E-BPO + E-ATRA Cream

Encapsulation allows combining 2 highly effective APIs, BPO and ATRA, that have complementary mechanisms of action
Encapsulation may reduce the irritation of both BPO and ATRA
Potential to be more effective than existing topical treatments



TWYNEO® STUDY DESIGN

Two Phase 3, Double-blind, Randomized, Vehicle-controlled Studies



Co-Primary Endpoints

- Proportion of subjects with an assessment of clear or almost clear and with at least a 2-grade improvement in IGA from baseline at Week 12
- Absolute change in inflammatory lesion counts from baseline at Week 12
- Absolute change in non-inflammatory lesion counts from baseline at Week 12

Safety Endpoints

- Cutaneous safety assessment, local tolerability assessment, adverse event reporting

E-ATRA=microencapsulated tretinoin; E-BPO=microencapsulated benzoyl peroxide; IGA=Investigator's Global Assessment; QD=once daily;

WELL-BALANCED STUDIES AT BASELINE (ITT)

Study 65-04

Study 65-05

Number of sites	32		31	
	Twynéo® (n=281)	Vehicle (n=143)	Twynéo® (n=290)	Vehicle (n=144)
Age, years				
Mean (SD)	20.9 (8.48)	21.4 (8.62)	20.1 (6.96)	20.3 (6.67)
Median (range)	18.0 (11-67)	18.0 (10-57)	18.0 (10-51)	18.5 (9-42)
Sex, n (%)				
Male	106 (37.7%)	60 (42.0%)	117 (40.3%)	67 (46.5%)
Female	175 (62.3%)	83 (58.0%)	173 (59.7%)	77 (53.5%)
Ethnicity, n (%)				
Hispanic/Latino	102 (36.3%)	44 (30.8%)	85 (29.3%)	56 (38.9%)
Not Hispanic or Latino	178 (63.3%)	98 (68.5%)	204 (70.3%)	87 (60.4%)
Unknown/Not Reported	1 (0.4%)	1 (0.7%)	1 (0.3%)	1 (0.7%)
IGA severity				
Moderate	251 (89.3%)	132 (92.3%)	262 (90.3%)	133 (93.0%)
Severe	30 (10.7%)	11 (7.7%)	28 (9.7%)	10 (7.0%)
Inflammatory lesion count				
Mean (SD)	33.5 (14.62)	33.5 (14.69)	28.2 (8.70)	27.5 (8.52)
Median (range)	28.0 (20-92)	28.0 (20-90)	25.0 (20-62)	25 (20-75)
Non-inflammatory lesion count				
Mean (SD)	48.6 (20.24)	47.1 (19.97)	44.6 (18.03)	44.9 (18.82)
Median (range)	42.0 (30-148)	41.0 (30-140)	39.0 (23-149)	38.0 (30-123)

LOW DISCONTINUATION RATE ACROSS STUDIES

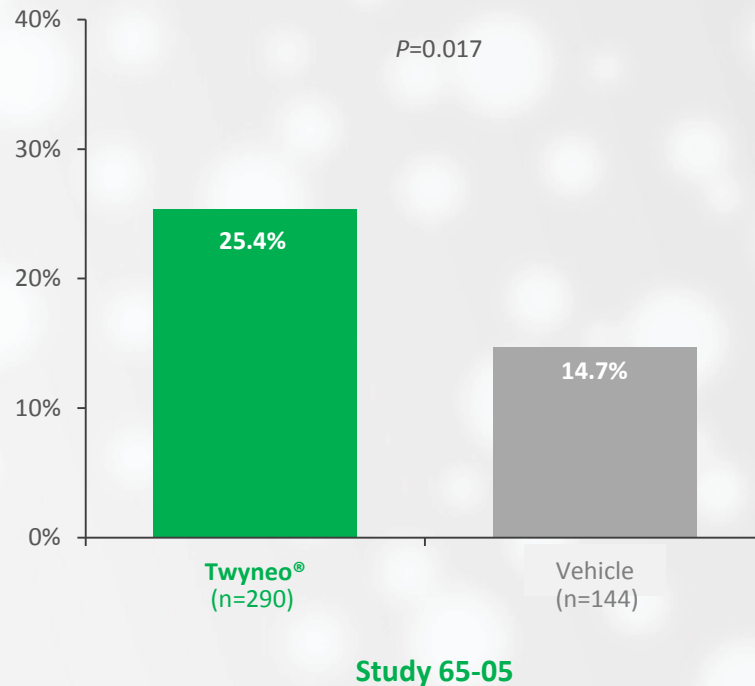
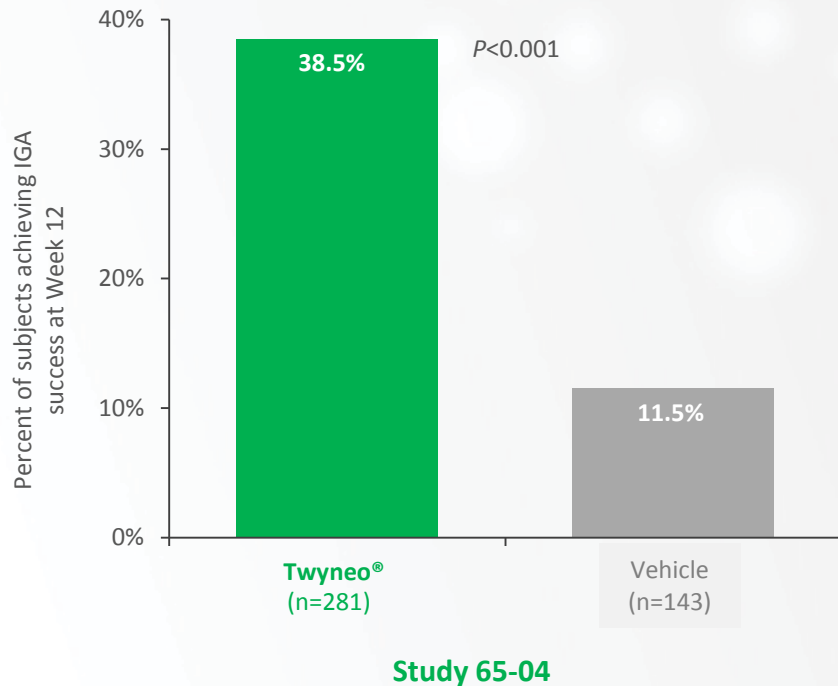
Study 65-04

Study 65-05

Randomized Subjects	Twynéo® (n=281)	Vehicle (n=143)	Twynéo® (n=290)	Vehicle (n=144)
Discontinued	32	12	48	12
Adverse events	4 (1.4%)	0	12 (4.1%)	0
Lost to follow-up	10 (3.6%)	7 (4.9%)	15 (5.2%)	7 (4.9%)
Lack of efficacy	0	0	0	0
Pregnancy	1 (0.4%)	0	1 (0.3%)	0
Protocol violation	2 (0.7%)	0	0	0
Withdrawal by parent/guardian	4 (1.4%)	1 (0.7%)	4 (1.4%)	0
Withdrawal by patient	9 (3.2%)	4 (2.8%)	14 (4.8%)	5 (3.5%)
Physician decision	1 (0.4%)	0	1 (0.3%)	0
Condition worsened	0	0	0	0
Other	1 (0.4%)	0	1 (0.3%)	0
Completed	249 (88.6%)	131 (91.6%)	242 (83.4%)	132 (91.7%)

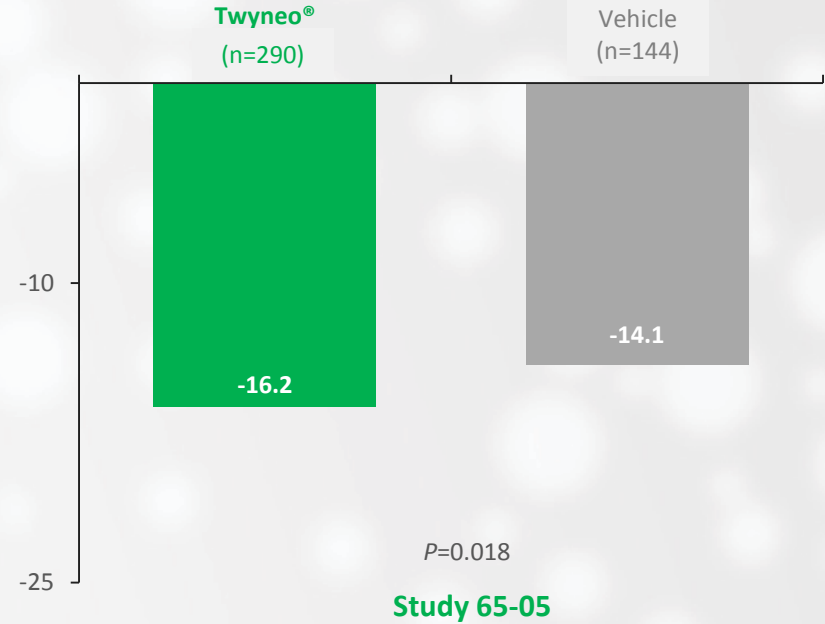
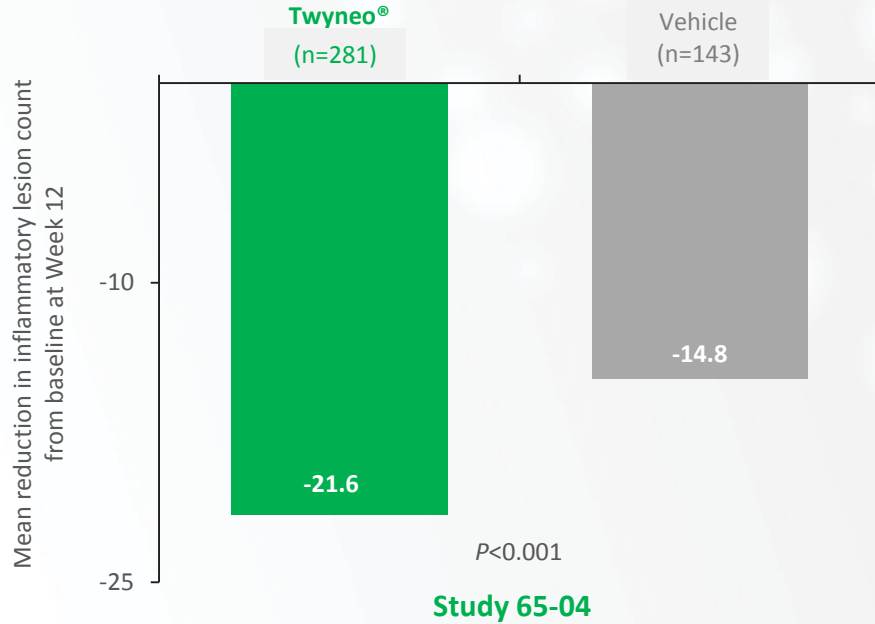
CO-PRIMARY ENDPOINT (ITT)

IGA Treatment Success at Week 12



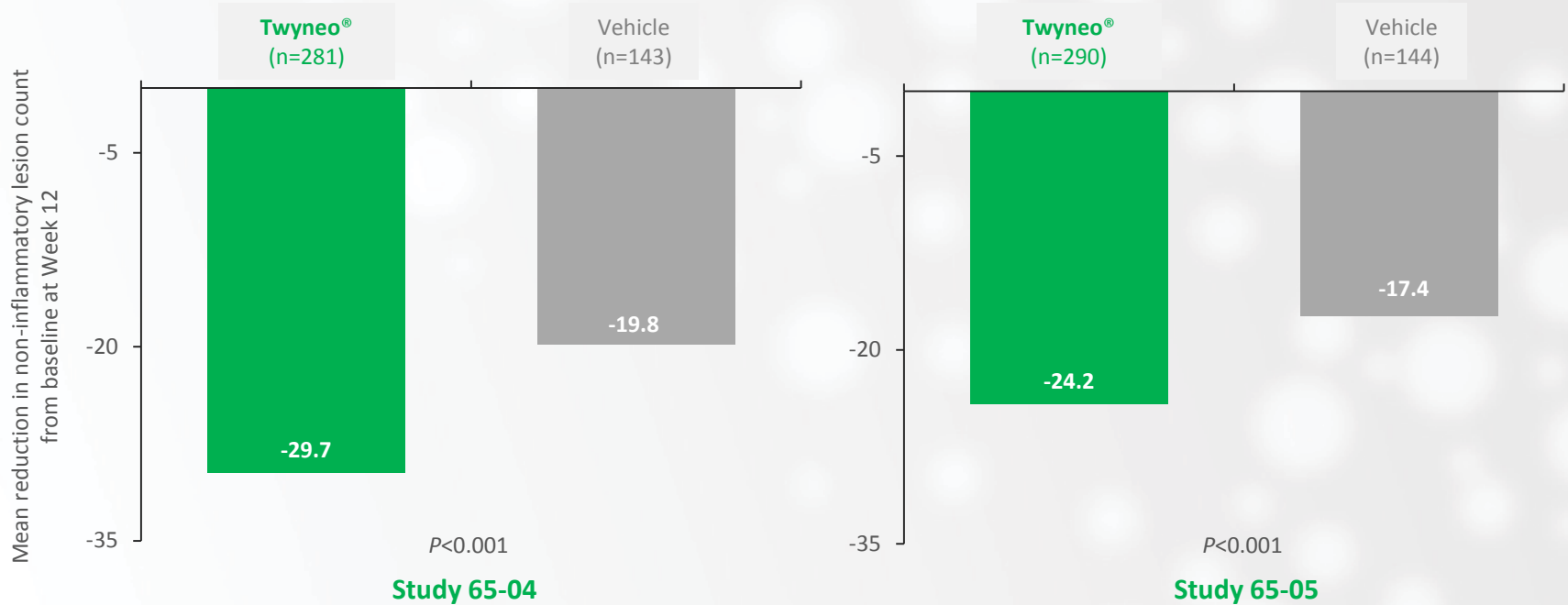
CO-PRIMARY ENDPOINT (ITT)

Absolute Mean Change From Baseline in Inflammatory Lesions at Week 12



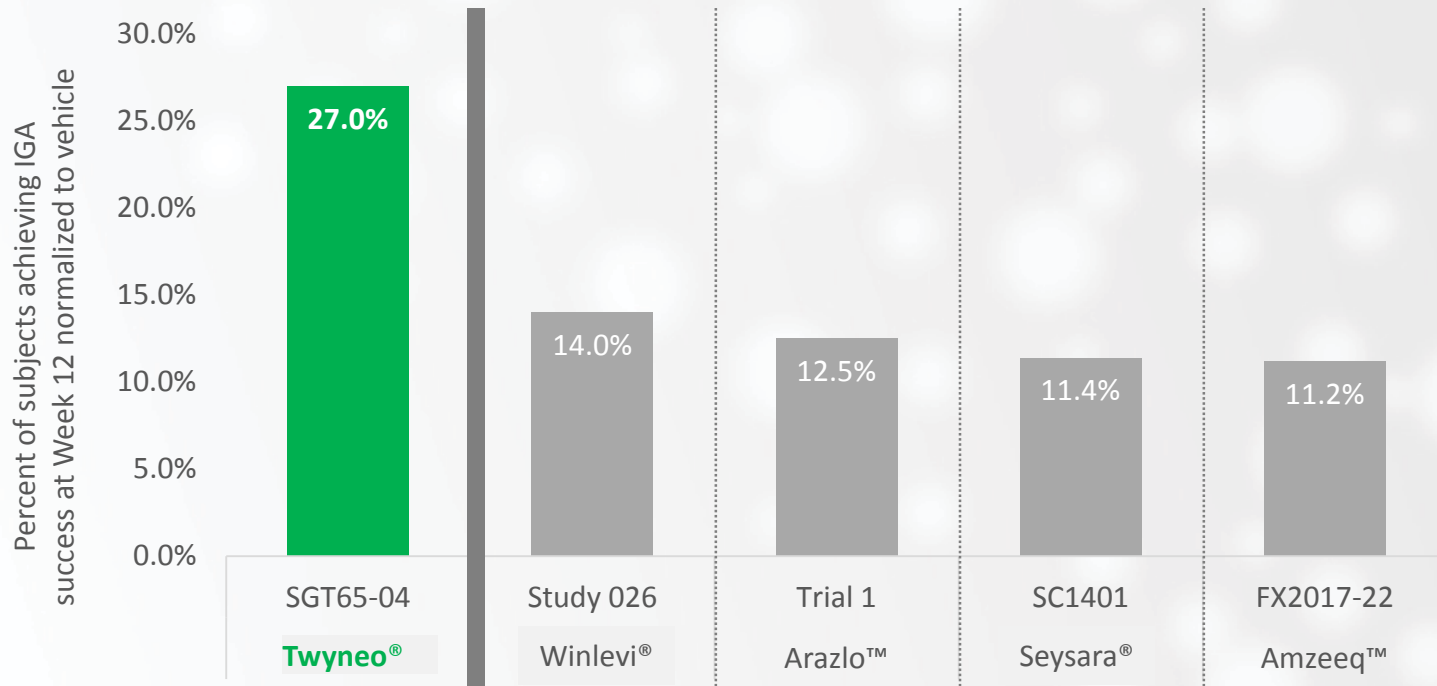
CO-PRIMARY ENDPOINT (ITT)

Absolute Mean Change From Baseline in Non-Inflammatory Lesions at Week 12



SUCCESS IN IGA IN RECENT ACNE TRIALS*

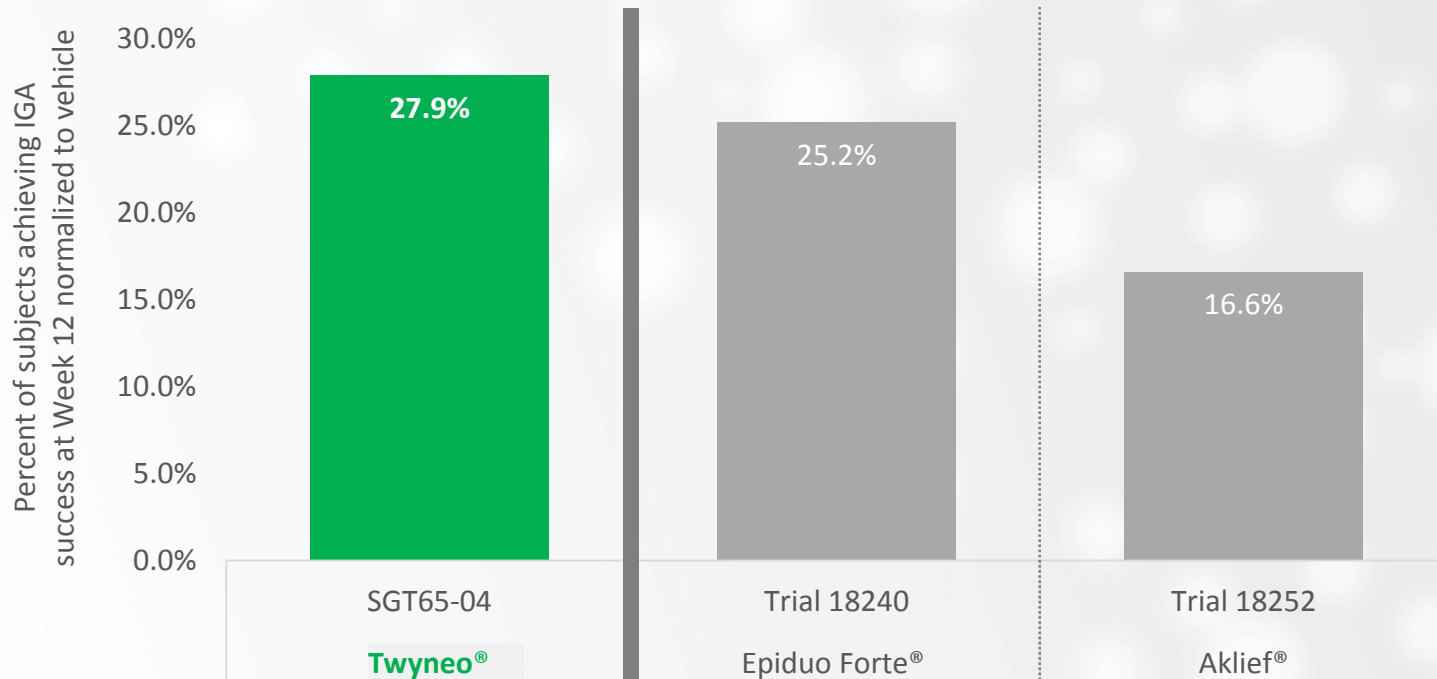
Trials With Highest Difference in IGA Between the Active Arm and the Vehicle Arm



*Sol-Gel did not conduct a head-to-head comparison trial or study. The results described above are for illustrative purposes only and should not be construed as conclusions to be drawn as if we conducted a head-to-head comparison trial or study

SUCCESS IN IGA IN MODERATE SUBJECTS*

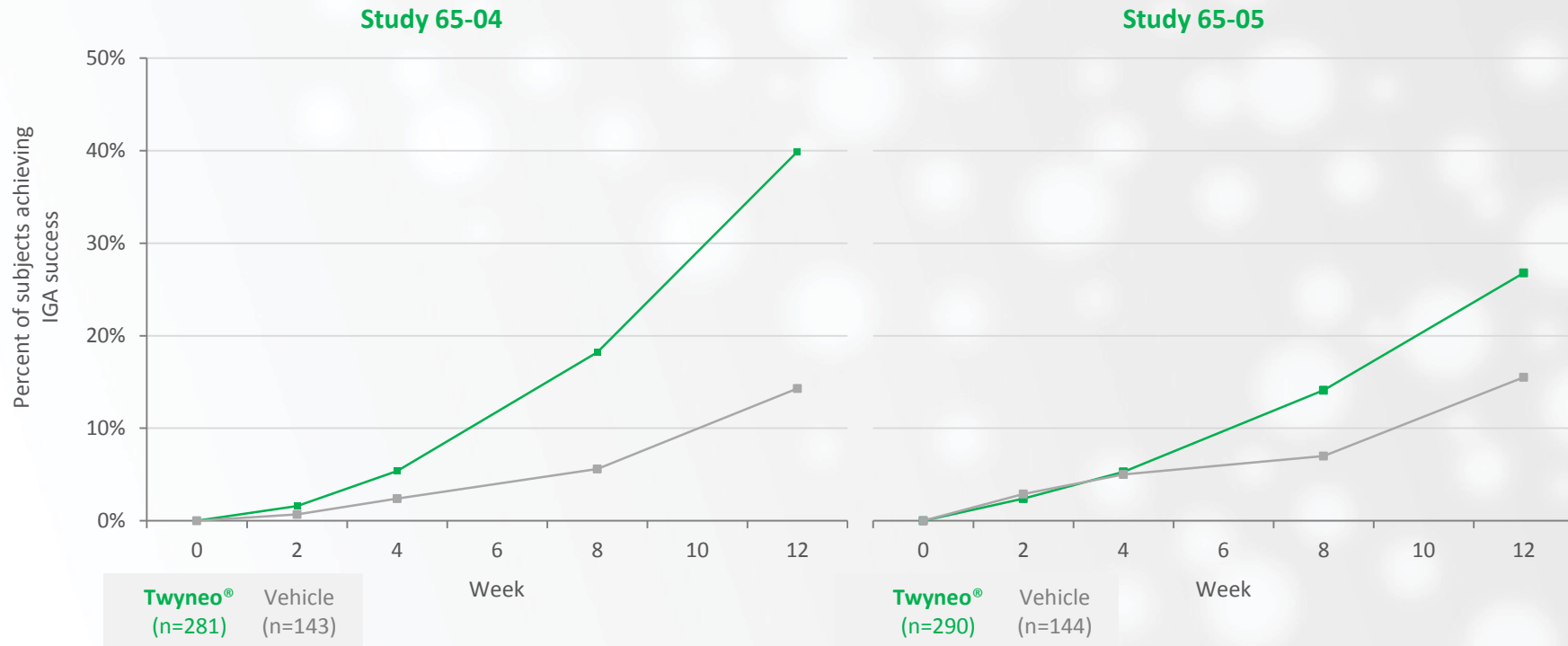
*Trials With Highest Difference in IGA Between the Active Arm and the Vehicle Arm
Moderate Subjects at Baseline Only*



*Sol-Gel did not conduct a head-to-head comparison trial or study. The results described above are for illustrative purposes only and should not be construed as conclusions to be drawn as if we conducted a head-to-head comparison trial or study

SUPPORTIVE EFFICACY ANALYSIS* (ITT)

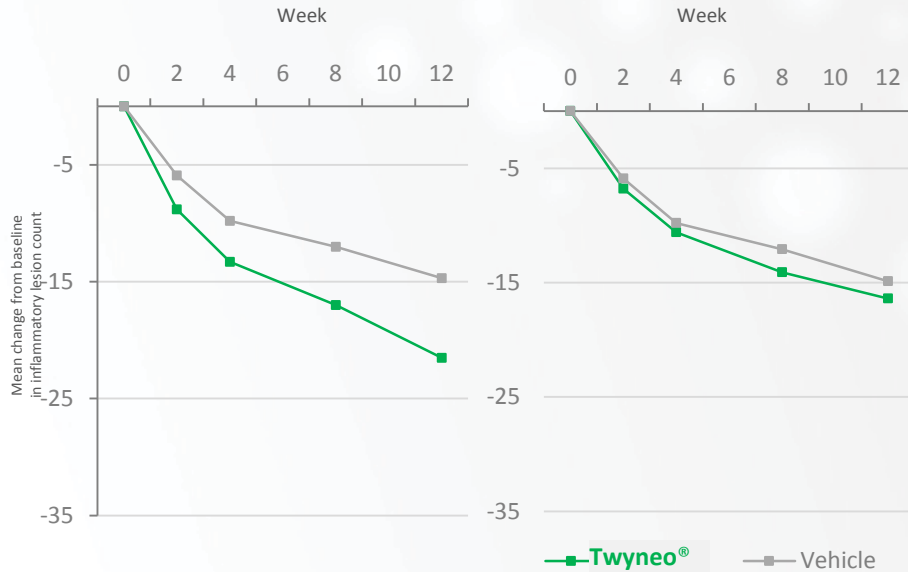
IGA Treatment Success Over Time



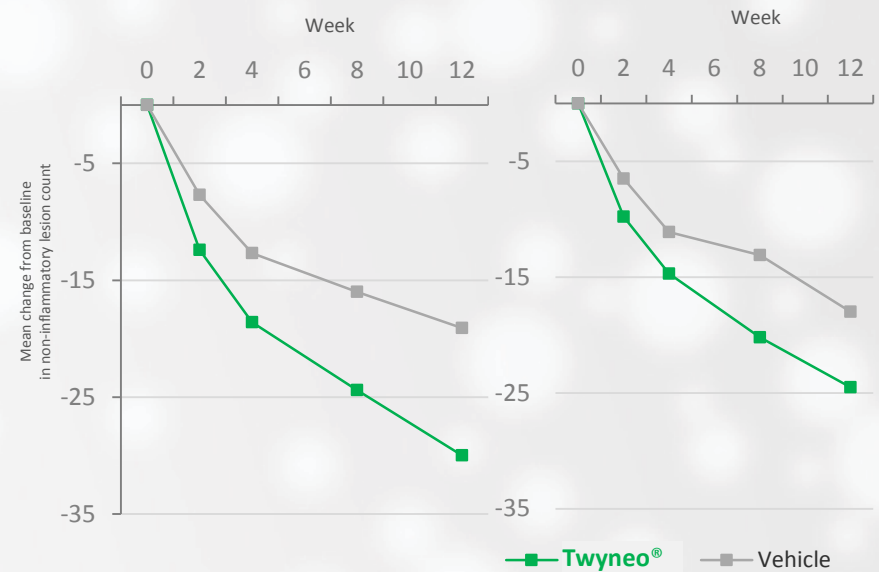
*Percent of subjects with an assessment of clear or almost clear and with at least a 2-grade improvement in IGA from baseline, at Weeks 2, 4 and 8

SUPPORTIVE EFFICACY ANALYSIS* (ITT)

Mean Reduction in Inflammatory Lesion Count Over Time



Mean Reduction in Non-Inflammatory Lesion Count Over Time



*Mean change from baseline in inflammatory and non-inflammatory lesion counts from baseline to Week 2

SAFETY & TOLERABILITY

Study 65-04

Study 65-05

Most frequent non-cutaneous TEAEs (≥1% in any treatment arm), n (%)	Twynéo®	Vehicle	Twynéo®	Vehicle
Safety population	n=274	n=139	n=281	n=138
Upper respiratory tract infection	6 (2.2%)	3 (2.2%)	1 (0.4%)	2 (1.4%)
Headache	3 (1.1%)	1 (0.7%)	1 (0.4%)	0
Nasopharyngitis	1 (0.4%)	0	4 (1.4%)	0
Attention deficit hyperactivity disorder	0	2 (1.4%)	0	0
Viral upper respiratory tract infection	0	0	1 (0.4%)	2 (1.4%)

- Nearly all AEs were mild or moderate in severity
- Total of 18 subjects discontinued from Studies 65-04 and 65-05 due to a TEAE: 18 (2%) in Twynéo® and 0 in vehicle
- No treatment-related SAEs were identified in either study
- 2 subjects reported SAEs in Study 65-05; (1) Twynéo® subject reported depression

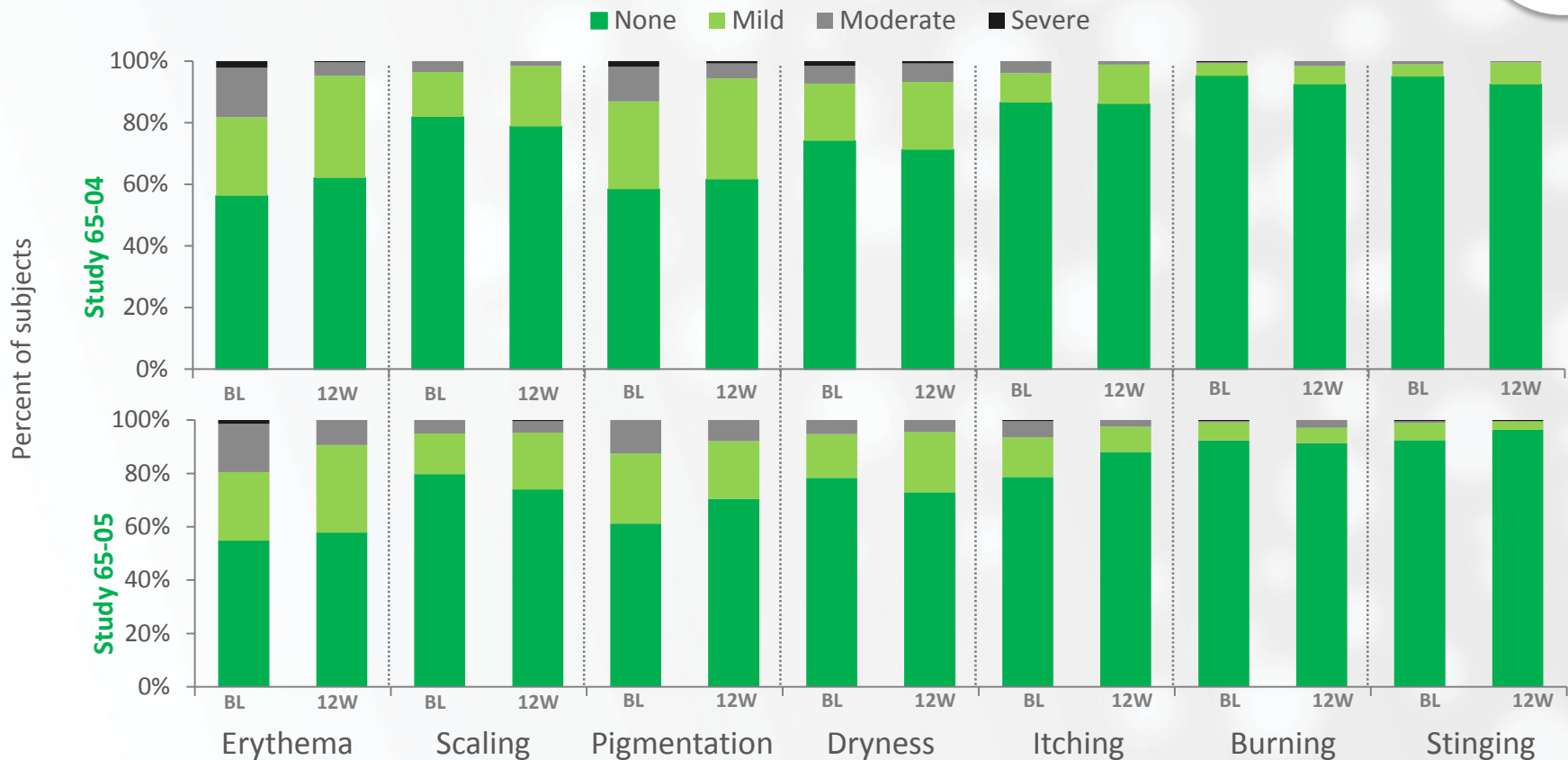
SAE=serious adverse event; TEAE=treatment-emergent adverse event

LOCAL SKIN TOLERABILITY ASSESSMENT* AT WEEK 12

Study 65-04	Twynéo® (n=274) %				Vehicle (n=139) %			
	None	Mild	Moderate	Severe	None	Mild	Moderate	Severe
Erythema	62.0%	33.2%	4.4%	0.4%	65.9%	25.8%	8.3%	0
Scaling	78.8%	19.6%	1.6%	0	83.3%	15.9%	0.8%	0
Pigmentation	61.6%	32.8%	4.8%	0.8%	67.4%	27.3%	5.3%	0
Dryness	71.2%	22.0%	6.0%	0.8%	78.0%	18.9%	3.0%	0
Itching	86.0%	12.8%	1.2%	0	89.4%	7.6%	3.0%	0
Burning	92.4%	6.0%	1.6%	0	95.5%	3.8%	0.8%	0
Stinging	92.4%	7.2%	0.4%	0	94.7%	3.8%	1.5%	0
Study 65-05								
Erythema	57.8%	32.8%	9.4%	0	64.4%	28.0%	7.6%	0
Scaling	83.2%	13.1%	3.7%	0	89.4%	9.8%	0.8%	0
Pigmentation	70.5%	21.7%	7.8%	0	70.5%	25.8%	3.8%	0
Dryness	73.0%	22.5%	4.5%	0	84.1%	14.4%	1.5%	0
Itching	88.1%	9.4%	2.5%	0	87.9%	9.8%	2.3%	0
Burning	91.4%	5.7%	2.9%	0	96.2%	3.0%	0.8%	0
Stinging	96.7%	3.3%	0.0%	0	99.2%	0.0%	0.8%	0

*Safety population

LOCAL SKIN TOLERABILITY ASSESSMENTS OVER TIME



Safety population for Study 65-04 (n=274). Safety population for Study 65-05 (n=281). BL=baseline; 12W=12 weeks

PAPULOPUSTULAR ROSACEA

Inflammatory condition with poor adherence to current treatments

What is
papulopustular
rosacea?

Chronic, inflammatory condition that primarily affects the face and is often characterized by flushing, redness, inflamed bumps, and pustules

How is it treated?

Topical antimicrobials (metronidazole, clindamycin); topical anti-mite (ivermectin); systemic antibiotics (minocycline, doxycycline)

What are the current
treatment shortfalls?

Insufficient efficacy resulting in poor adherence, contributing to antibiotic resistance; systemic side effects

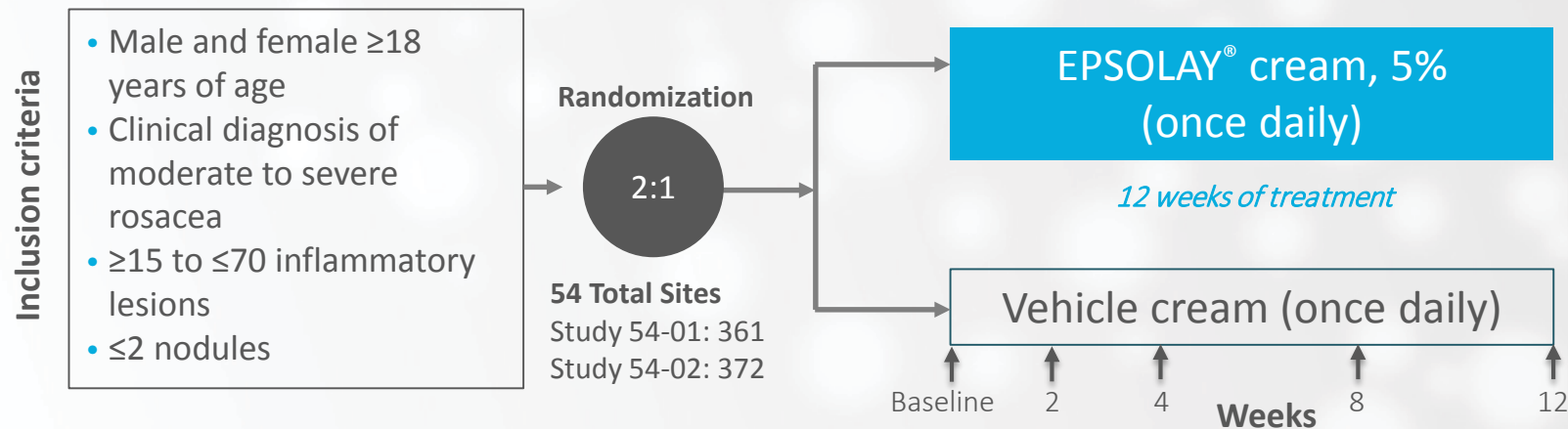
Our solution: **EPSOLAY®**
Encapsulated benzoyl
peroxide (E-BPO)

Encapsulation aims to reduce irritation of BPO
Potential to be more effective than existing treatments
Potential to be first FDA-approved single-agent BPO Rx drug product



EPSOLAY® STUDY DESIGN

Two phase III, double-blind, randomized, vehicle-controlled studies



PRIMARY ENDPOINTS:

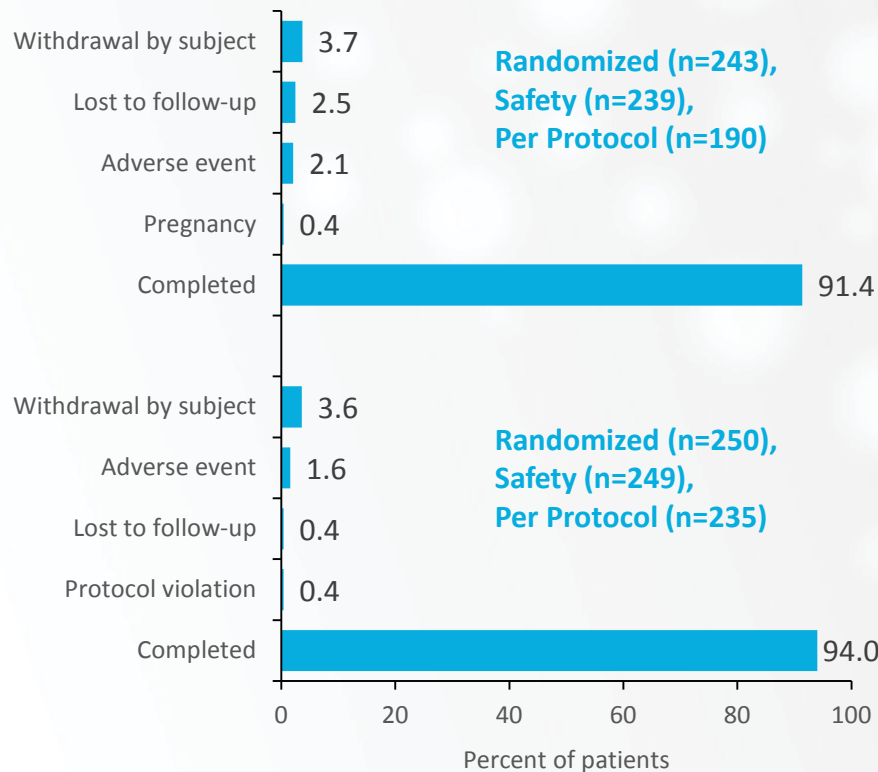
- Proportion of patients with the primary measure of success, "Clear" (0) or "Almost clear" (1), in the Investigator Global Assessment (IGA) relative to baseline at Week 12
- Absolute mean change in inflammatory lesion counts from baseline to Week 12

STUDY POPULATIONS & DISCONTINUATION

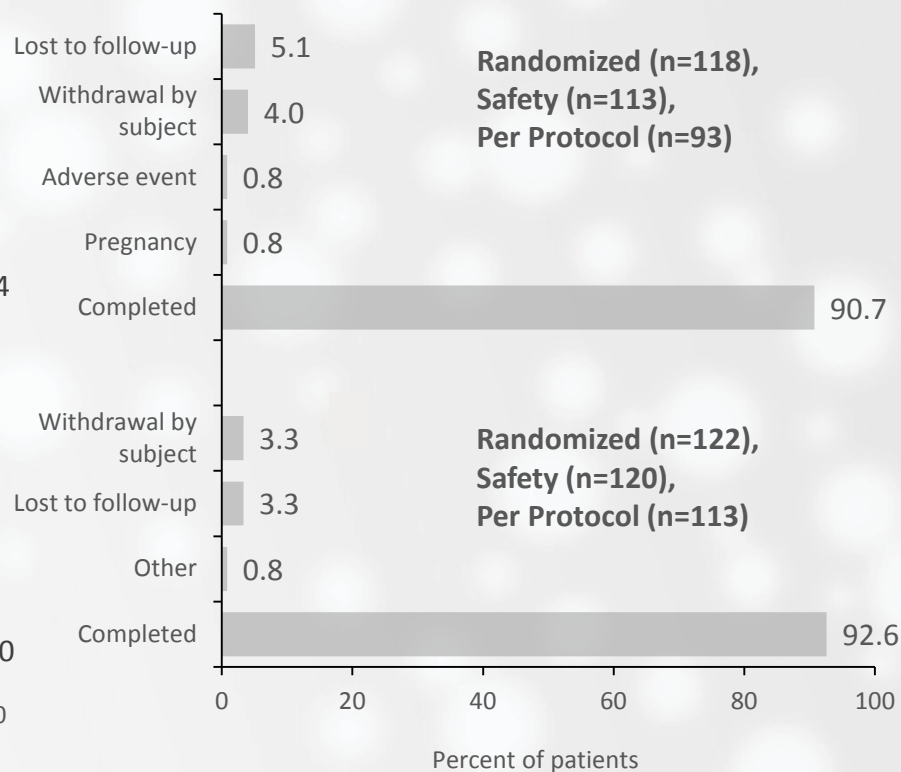
EPSOLAY®

Vehicle

Study 54-01



Study 54-02



PATIENT SEVERITY AT BASELINE

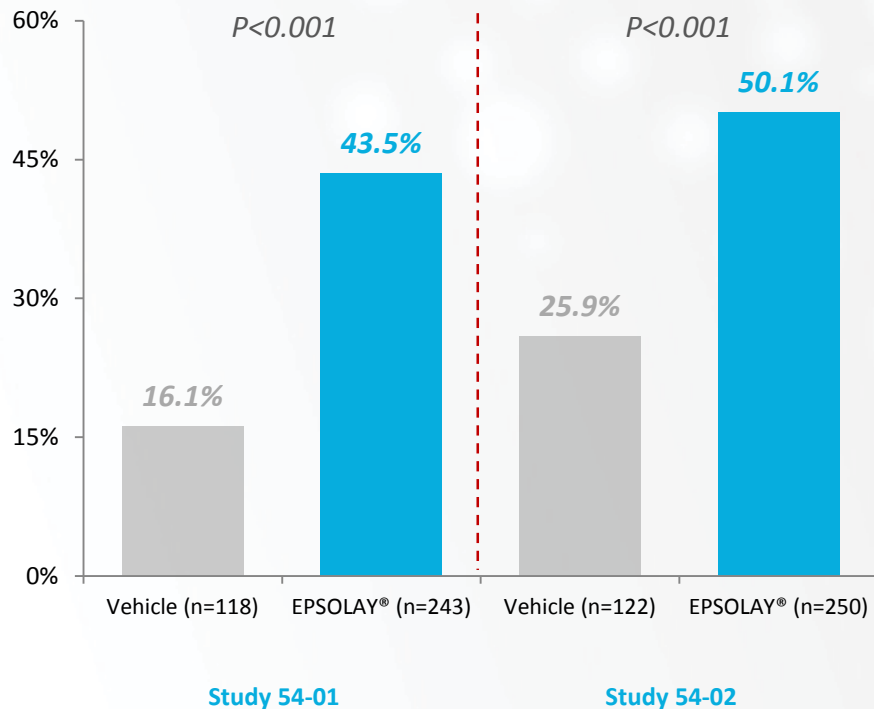
Study 54-01

Study 54-02

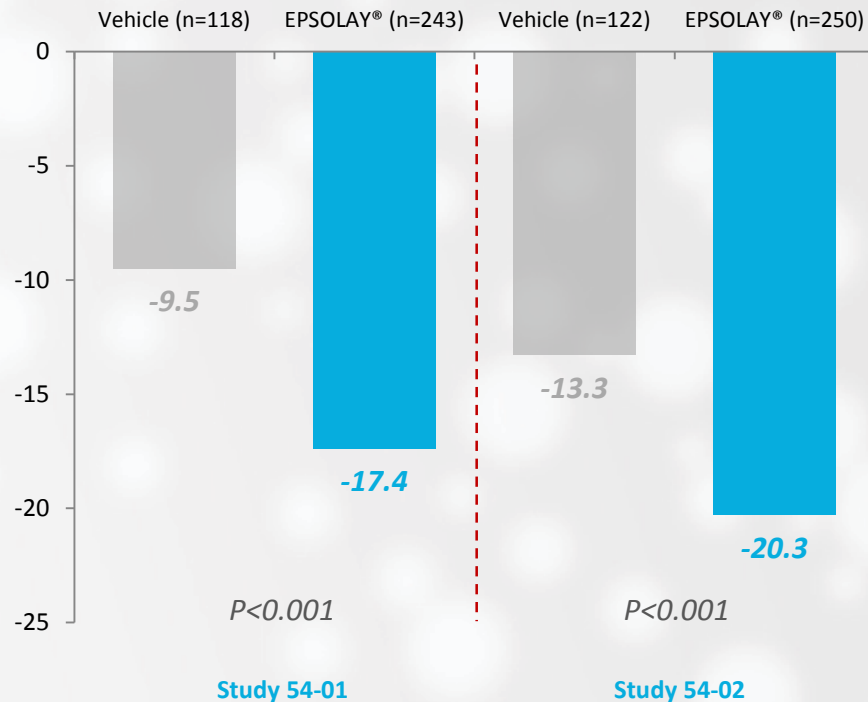
Characteristic	Study 54-01		Study 54-02	
	EPSOLAY®	Vehicle	EPSOLAY®	Vehicle
IGA “Moderate”	210 (86.4%)	104 (88.1%)	227 (90.8%)	112 (91.8%)
IGA “Severe”	33 (13.6%)	14 (11.9%)	23 (9.2%)	10 (8.2%)
Mean lesion count (SD)	25.7 (11.07)	26.3 (12.45)	29.8 (14.00)	27.5 (13.04)
Median lesion count (range)	22.0 (15-69)	21.0 (15-70)	25.0 (15-70)	22.5 (15-70)

PRIMARY ENDPOINTS (ITT)

Success in IGA at Week 12

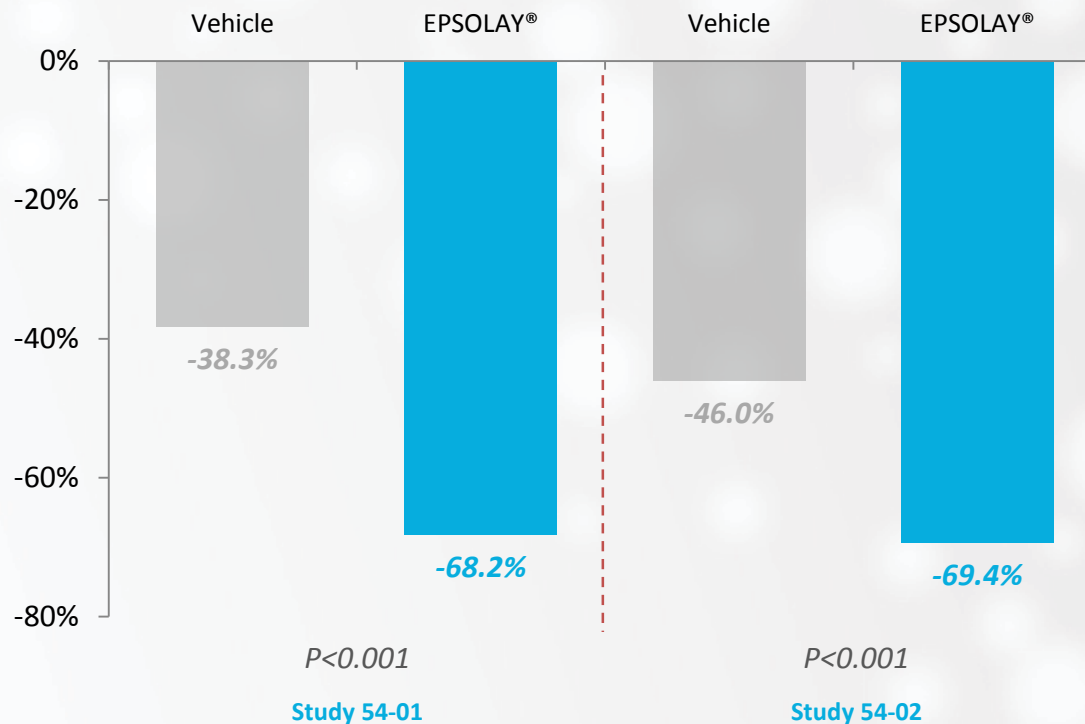


Inflammatory Lesion Count Change From Baseline at Week 12



SECONDARY ENDPOINT (ITT)

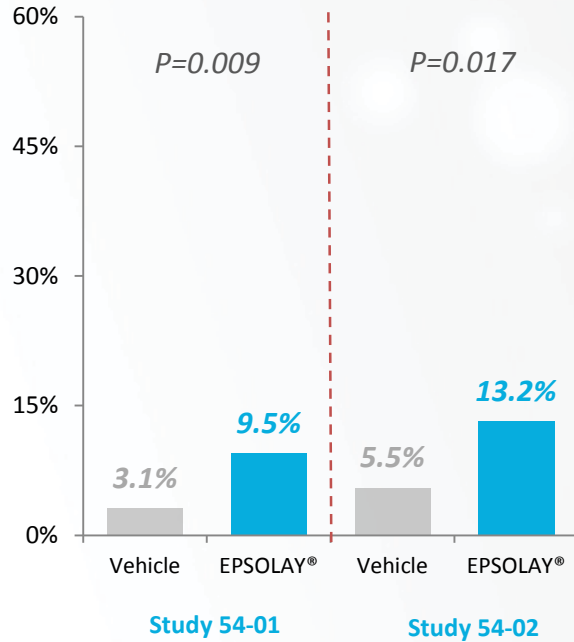
Inflammatory Lesion Percent Change From Baseline to Week 12



SUCCESS IN IGA (ITT)

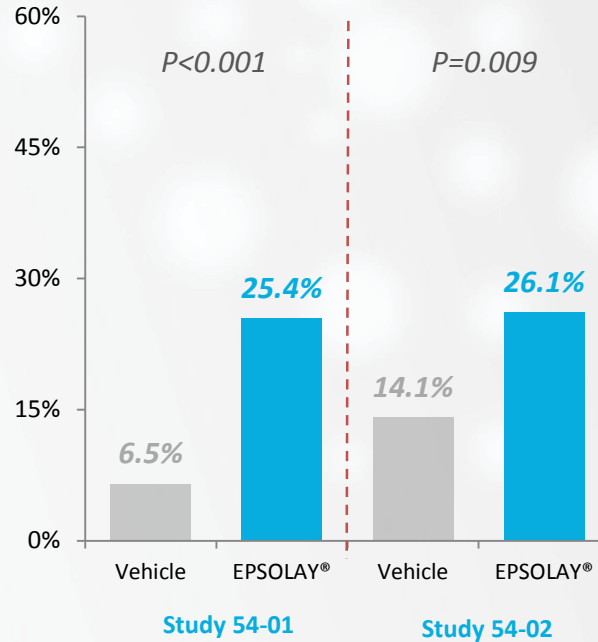
Week 2

Exploratory Endpoint



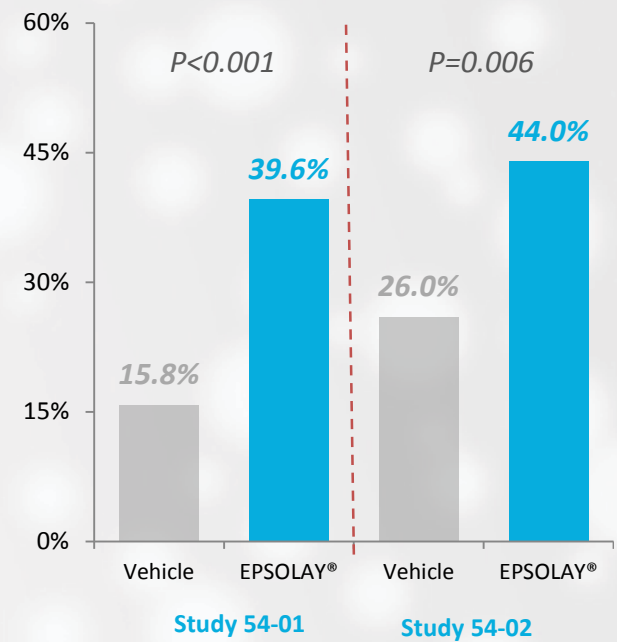
Week 4

Secondary Endpoint



Week 8

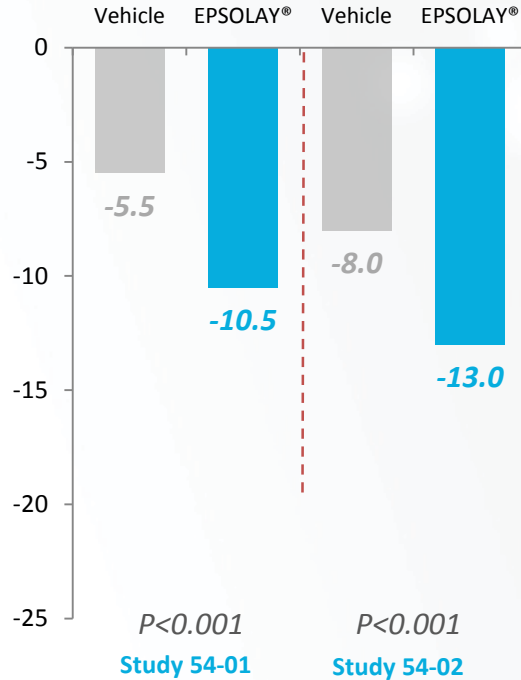
Secondary Endpoint



INFLAMMATORY LESION COUNT CHANGE FROM BASELINE (ITT)

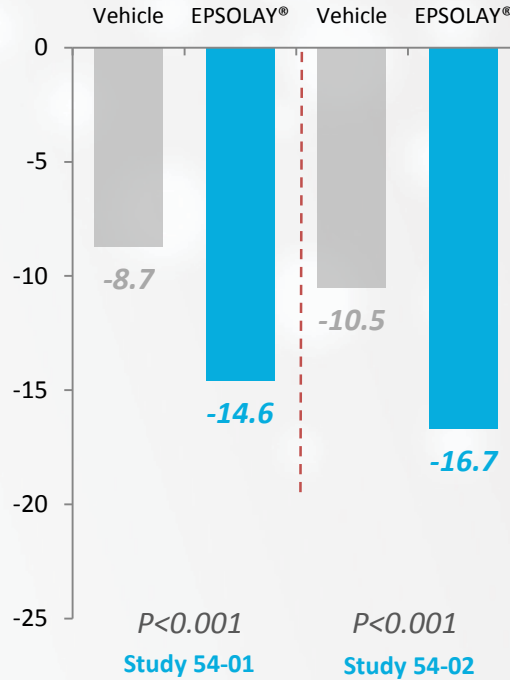
Week 2

Exploratory Endpoint



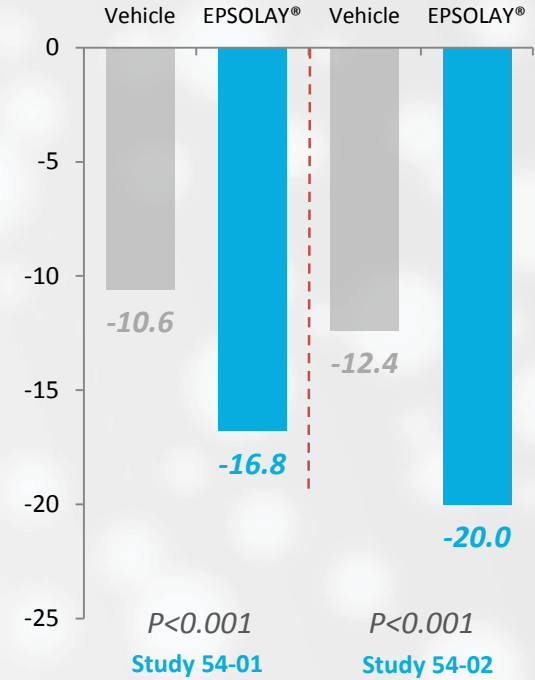
Week 4

Secondary Endpoint



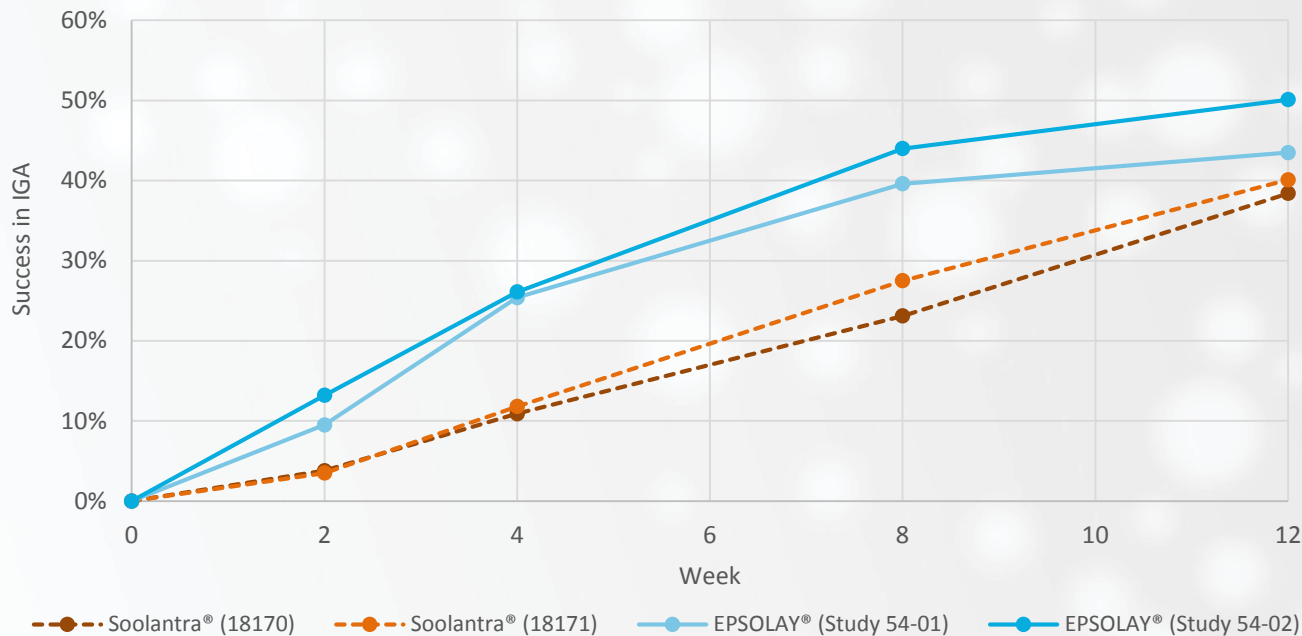
Week 8

Secondary Endpoint



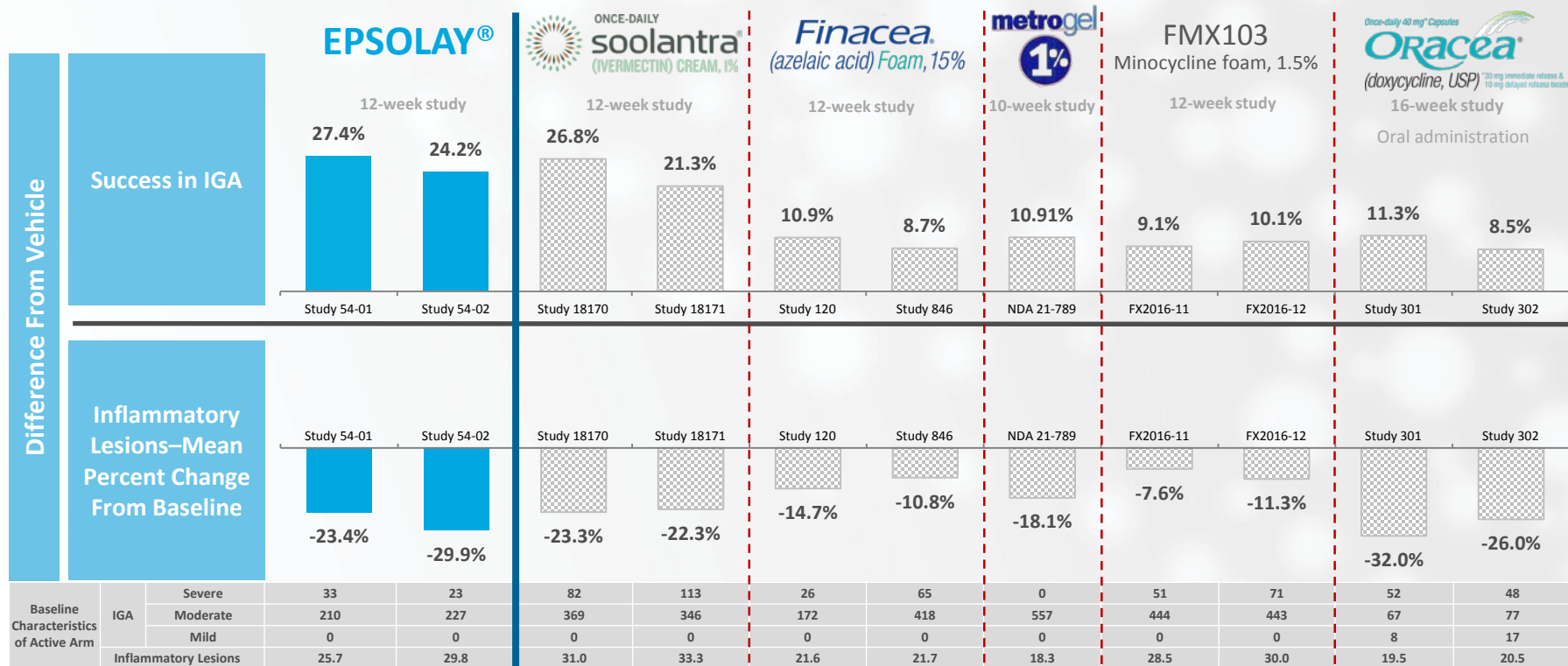
COMPARISON OF ONSET OF ACTION TO HISTORICAL SOOLANTRA® RESULTS*

Rapid Onset of EPSOLAY®



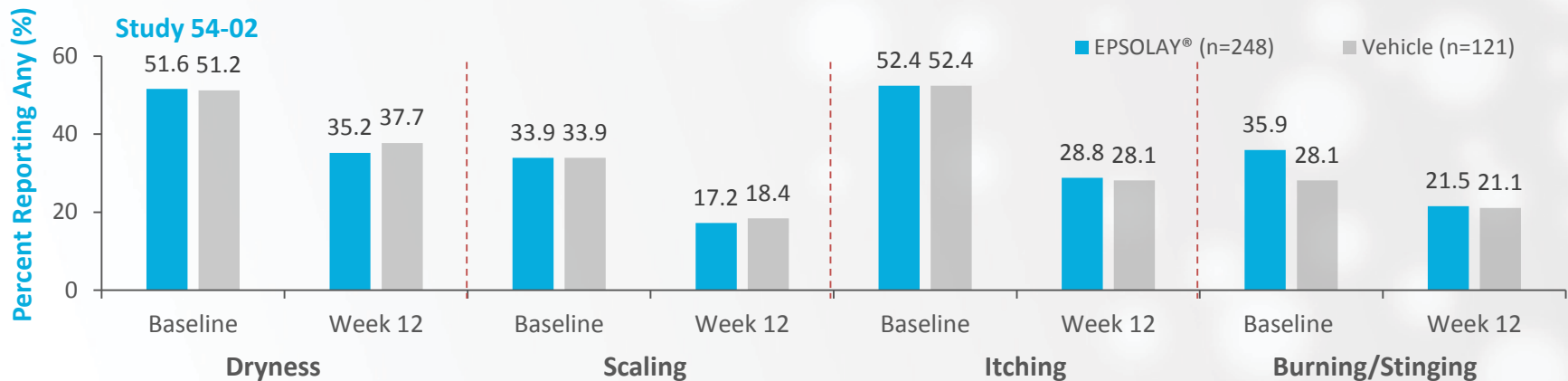
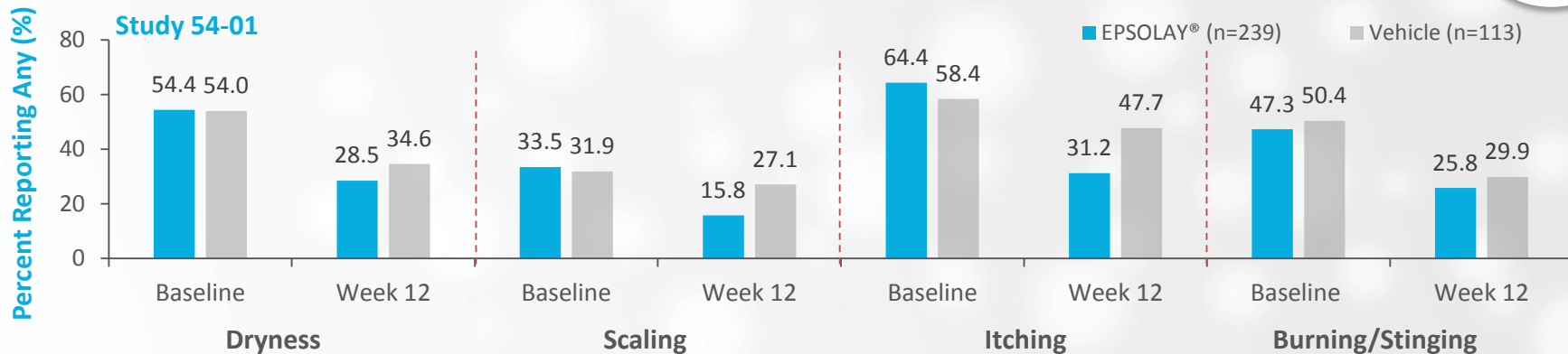
*Sol-Gel did not conduct a head-to-head comparison trial or study. The results described above are for illustrative purposes only and should not be construed as conclusions to be drawn as if we conducted a head-to-head comparison trial or study.

SIDE-BY-SIDE WITH OTHER HISTORICAL TRIAL RESULTS*



*Sol-Gel did not conduct a head-to-head comparison trial or study. The results described above are for illustrative purposes only and should not be construed as conclusions to be drawn as if we conducted a head-to-head comparison trial or study.

SKIN TOLERABILITY



Safety population.

TREATMENT-EMERGENT ADVERSE EVENTS (TEAEs) SUMMARY

Study 54-01

Study 54-02

TEAEs, n (%)	EPSOLAY® (n=239)	Vehicle (n=113)	EPSOLAY® (n=249)	Vehicle (n=120)
Any TEAE	49 (20.5%)	17 (15.0%)	50 (20.2%)	22 (18.2%)
Serious TEAE	0	1 (0.4%)*	1 (0.4%) [†]	0
Severe TEAE	2 (0.8%)	0	2 (0.8%) [‡]	0
Discontinuation	5 (2.1%)	1 (0.9%)	4 (1.6%)	1 (0.8%) [§]
Treatment-related	14 (5.9%)	3 (2.7%)	9 (3.6%)	0

*Femur fracture.

[†]Spinal compression fracture.

[‡]One subject with spinal compression fracture.

[§]Urinary tract infection—Discontinuation classified as “other reason.”

Safety population.

MARKET POTENTIAL FOR ACNE & ROSACEA

ACNE

50 million people suffer from acne in the US
(ages **12-24 years**)

~**\$1.9 billion** branded topical market (WAC)¹

Treated with topicals **56%** of the time;
remaining is oral¹

Dermatologists account for ~**60%** of acne treatments
(higher for branded products)

Combining treatments is the best
way to combat acne for the majority of patients²



ROSACEA

Approximately **16 million people** in the US
suffer from rosacea; **5-6 million** have type 2
(age **>30 years**)

~**\$800 million** branded topical market (WAC)¹

Treated with topical products **76%** of the time¹

Dermatologists account for **80%** of treatments

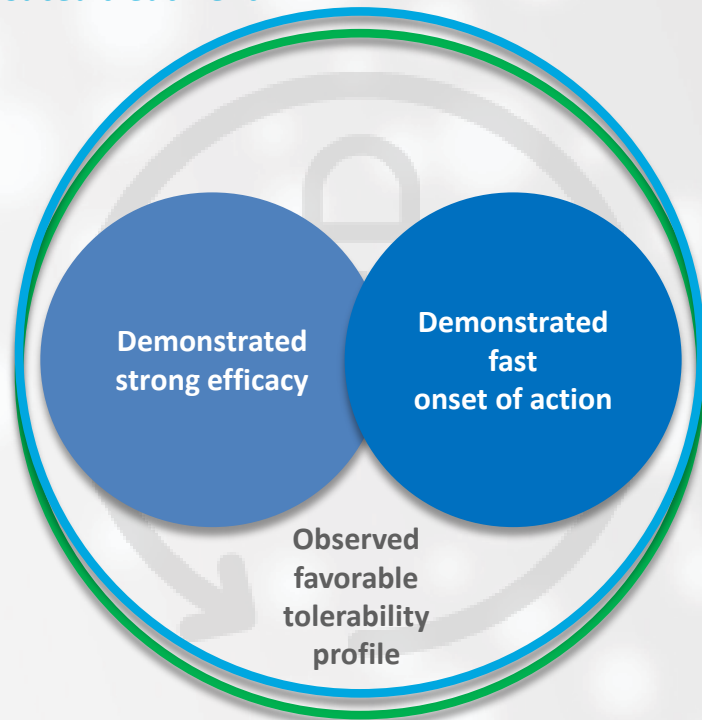
Many patients are misdiagnosed or do not seek
treatment at all, creating a **large underserved**
patient population

1. Symphony Health. Syneos Research & Insights "Treatment Answers"; June 2019 MAT.

2. American Academy of Dermatology. <https://www.aad.org/practicecenter/quality/clinical-guidelines/acne/topical-therapies>.

Potential to advance rosacea treatment

- Advanced technology platform
- Trusted API
- Topical cream
- Non-systemic
- Antibiotic-free
- Complimentary mechanism

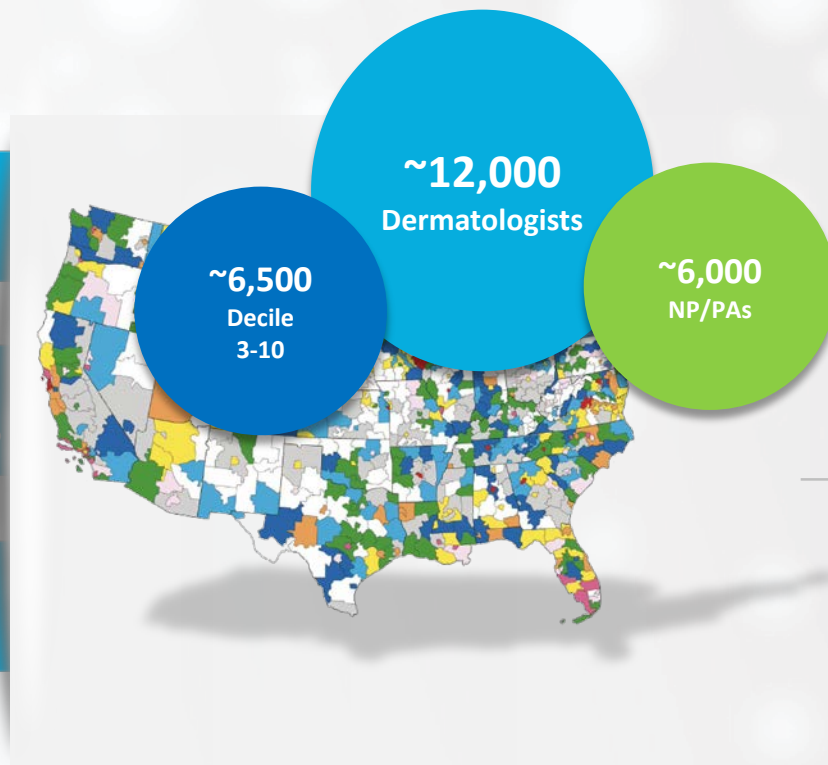


APPROACH TO BUILDING A COMMERCIAL ORGANIZATION—EFFICIENT AND EFFECTIVE

PRESCRIBER VALUE

DENSITY & PRODUCTIVITY METRICS

MARKET FACTORS



SALES FORCE

3,280 target offices
~45-62 sales representatives

- Flexible
- Scalable
- Highly efficient

ADDRESSING ACCESS & UM FOR EPSOLAY[®] 1-3

Based on
~107
MILLION
LIVES¹

Positive payer response to EPSOLAY[®]—Competitive pricing likely equals parity access in rosacea

PAYER RESPONSE TO CLINICAL PROFILE

~70%

COMPELLING TO DRIVE FORMULARY CONSIDERATION

Most would cover at preferred or non-preferred level depending on cost

PAYER UM POSITION BASED ON HIGHER NET-TO-PLAN PRICE

LIKELY:

- Step-through generics
- Quantity limits

POSSIBLE:

- Prior authorization to label

COMPETITIVE PRICING

COVERED OR BETTER³:

- 92% Commercial
- 40% Part D
- 74% Medicaid

 *State*
“If priced like Finacea, it would get parity access; 15%-20% rebate expected with WAC at parity to Finacea.”

1. AIS Health, 2019. <http://www.aishealth.com/about>.
2. MMIT Network, 2019. <http://www.mmitnetwork.com>.
3. Data on file. NPG Health primary market research, 2019.

REVENUE-GENERATING GENERICS PARTNERSHIPS



Multiple Collaborations

A portfolio of generic product candidates with favorable commercial agreements that supplement our branded pipeline

Seven collaborations with Perrigo and 1 with Douglas Pharmaceuticals with 50/50 gross profit sharing

FDA Approvals

In January 2018, Perrigo received tentative approval from the FDA for ivermectin cream, 1%, developed in collaboration with Sol-Gel. Perrigo was second to file and, as of today, there is no public disclosure of a third filer to the FDA.

In February 2019, Perrigo received approval from the FDA and launched the sale of acyclovir cream, 5%, developed in collaboration with Sol-Gel. An authorized generic product entered the market in the third quarter of 2019.

Recent Developments

Bioequivalence achieved for generic 5-fluorouracil cream, 5%, for actinic keratosis, abbreviated New Drug Application expected in 1H 2021.



FINANCIAL PROFILE

Gross proceeds of \$86.3 million raised in IPO of 7,187,500 ordinary shares on February 5, 2018

Gross proceeds of \$11.5 million raised in a public follow-on offering on August 12, 2019

20,387,468 shares outstanding as of September 30, 2019

\$57.7 million of cash and investments as of September 30, 2019

\$18.8 million in generic product revenue in the first 9 months of 2019

Cash resources will enable funding of operational and capital expenditure requirements into the first quarter of 2021

RECENT MILESTONES & NEXT STEPS

2019

- ☒ Obtained ANDA approval for acyclovir cream (collaboration with Perrigo)
- ☒ Recognized non-dilutive revenues early from launch of acyclovir cream (by Perrigo)
- ☒ Reported **positive phase III results** for EPSOLAY® in papulopustular rosacea
- ☒ TWYNEO® granted market protection out to 2038
- ☒ Reported **positive phase III results** for TWYNEO® in acne vulgaris at end of 2019
- ☒ Bioequivalence achieved for generic 5-fluorouracil cream, 5%

2020

- ☒ Initiated phase I PoC for SGT-210 in palmoplantar keratoderma
- ☐ File NDA for EPSOLAY® in 1H/2020
- ☐ File NDA for TWYNEO® in 2H/2020
- ☐ US pre-launch commercial preparations

2021

- ☐ File ANDA for 5-fluorouracil cream, 5% in 1H/2021 (collaboration with Douglas)
- ☐ Top-line data expected in phase I PoC for SGT-210 in 1H/2021
- ☐ US commercial organization fully operational
- ☐ Approval and launch of EPSOLAY®
- ☐ Approval and launch of TWYNEO® following EPSOLAY®



NASDAQ: SLGL

www.sol-gel.com